






The Next A\$ Gold Development Story

Resources Rising Stars – Gold Coast 24-25 Sept. 2015

www.daciangold.com.au
info@daciangold.com.au

Rohan Williams
Executive Chairman



DISCLAIMER

The purpose of this presentation is to provide general information about Dacian Gold Limited ("**Dacian**" or the "**Company**"). It is not recommended that any person makes any investment decision in relation to the Company based solely on this presentation.

This presentation does not necessarily contain all information which may be material to the making of a decision in relation to the Company. Any investor should make their own independent assessment and determination as to the Company's prospects prior to making any investment decision, and should not rely on the information in this presentation for that purpose.

This information in this presentation is confidential, is being furnished to you solely for your information and may not be reproduced, in whole or in part, or distributed to any other person except to your legal, tax and financial advisers who agree to maintain the information in this presentation in confidence.

This presentation does not involve or imply a recommendation or a statement of opinion in respect of whether to buy, sell or hold securities in the Company. The securities issued by the Company are considered speculative and there is no guarantee that they will make a return on the capital invested, that dividends will be paid on the shares or that there will be an increase in the value of the shares in the future.

This presentation contains certain statements which may constitute "forward-looking statements". Such statements are only predictions and are subject to inherent risks and uncertainties which could cause actual values, results, performance or achievements to differ materially from those expressed, implied or projected in any forward-looking statements. No representation or warranty, express or implied, is made by the Company that the matters stated in this presentation will be achieved or prove to be correct. Recipients of this presentation must make their own investigations and inquiries regarding all assumptions, risks, uncertainties and contingencies which may affect the future operations of the Company or the Company's securities.

The Company does not purport to give financial or investment advice. No account has been taken of the objectives, financial situation or needs of any recipient of this document. Recipients of this document should carefully consider whether the securities issued by the Company are an appropriate investment for them in light of their personal circumstances, including their financial and taxation position.

This presentation is presented for informational purposes only. It is not intended to be, and is not, a prospectus, product disclosure statement, offering memorandum or private placement memorandum for the purpose of

Chapter 6D of the Corporations Act 2001. Except for statutory liability which cannot be excluded, the Company, its officers, employees and advisers expressly disclaim any responsibility for the accuracy or completeness of the material contained in this presentation and exclude all liability whatsoever (including in negligence) for any loss or damage which may be suffered by any person as a consequence of any information in this presentation or any error or omission there from. The Company accepts no responsibility to update any person regarding any inaccuracy, omission or change in information in this presentation or any other information made available to a person nor any obligation to furnish the person with any further information.

Competent Person Statements

The information in this report that relates to Exploration Results is based on information compiled by Mr Rohan Williams who is a Member of the Australasian Institute of Mining and Metallurgy. Mr Williams holds shares and options in, and is a director and full time employee of, Dacian Gold Ltd. Mr Williams has sufficient experience which is relevant to the style of mineralisation under consideration to qualify as a Competent Person as defined in the 2012 edition of the "Australasian Code for Reporting of Exploration Results, Mineral Resources and Ore Reserves." Mr Williams consents to the inclusion in the report of the matters based on the information compiled by him, in the form and context in which it appears.

The information in this report that relates to the Westralia Mineral Resource, the Jupiter Mineral Resource and the Transvaal Mineral Resource (see ASX announcement – 16 September 2015), and the Ramornie Mineral Resource (see ASX announcement – 24th February, 2015) is based on information compiled by Mr Shaun Searle who is a Member of Australian Institute of Geoscientists and a full time employee of RPM. Mr Searle has sufficient experience which is relevant to the style of mineralisation and type of deposit under consideration and to the activity which he is undertaking to qualify as a Competent Person as defined in the 2012 Edition of the Australasian Code for Reporting of Exploration Results, Mineral Resources and Ore Reserves. Mr Searle consents to the inclusion in the report of the matters based on his information in the form and context in which it appears.

The information in this report that relates to Mineral Resources (other than Westralia, Jupiter, Transvaal and Ramornie which are reported under JORC 2012) is based on information compiled by Mr Rohan Williams, who is a Member of The Australasian Institute of Mining and Metallurgy. Mr Williams holds shares and options in, and is a director and full time employee of, Dacian Gold Ltd.

Where the Company refers to the Mineral Resources in this report (referencing the releases made to the ASX), it confirms that it is not aware of any new information or data that materially affects the information included in that announcement and all material assumptions and technical parameters underpinning the resource estimate with that announcement continue to apply and have not materially changed.

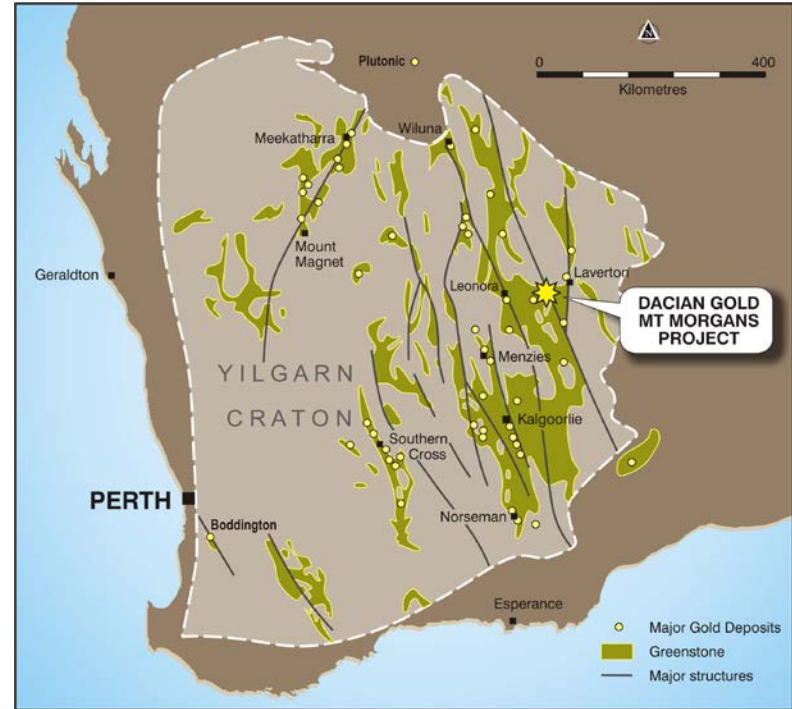
The information in this report that relates to Ore Reserves is based on information compiled by Mr Bill Frazer, a director and full time employee of Mining One Pty Ltd and a Member of The Australasian Institute of Mining and Metallurgy. Mr. Williams and Mr Frazer have sufficient experience which is relevant to the style of mineralisation and type of deposit under consideration and to the activity which they are undertaking to qualify as Competent Persons as defined in the 2004 Edition of the Australasian Code for Reporting of Exploration Results, Mineral Resources and Ore Reserves. Mr Williams and Mr Frazer consent to the inclusion in the report of the matters based on their information in the form and context in which it appears.

All information relating to Mineral Resources and Ore Reserves (other than the King Street and Craic) were prepared and disclosed under the JORC Code 2012. The JORC Code 2004 Mineral Resource and Ore Reserves have not been updated since to comply with the JORC Code 2012 on the basis that the information has not materially changed since it was last updated.

DACIAN GOLD LIMITED (ASX:DCN)

COMPANY SNAPSHOT

- Since Nov 2012 IPO we have discovered +1Moz at Westralia and +1Moz at Jupiter at less than \$7 per ounce.
- Commenced Mt Morgans PFS assessing:
 - an open pit mining complex at Jupiter
 - a high grade underground mine at Westralia
- We are targeting project development in CY2017 and gold production in CY2018 - depending on results of feasibility studies.
- We have a strong and successful mine finder and mine developer team (ex-Avoca).



CORPORATE OVERVIEW

Board of Directors

Rohan Williams	Executive Chairman (Avoca / Alacer Gold, WMC)
Barry Patterson	Non-Executive Director (Sonic, Silex, GR Engineering, Eltin)
Rob Reynolds	Non-Executive Director (Avoca / Alacer Gold, Delta Gold)

6 Month Chart



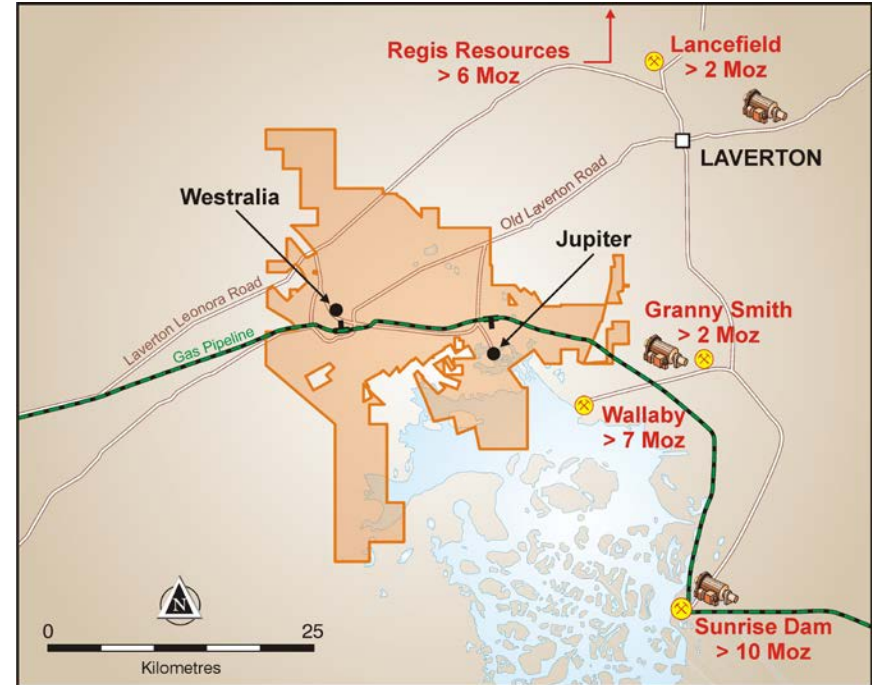
Capital Structure

Shares on issue (ASX:DCN, 100% quoted)	96.1m
Options (unlisted, average exercise price 72c)	10.15m
Market Cap (65cps)	A\$62m
Cash (30 June 2015)	A4.6m
Debt	Nil
52 week high/low	24c - 67c
Top 10 holders (Directors 12%)	55%
Number of brokers formally covering Dacian	9

MOUNT MORGANS PROJECT

IN AND AMONGST MULTI-MILLION OUNCE DEPOSITS

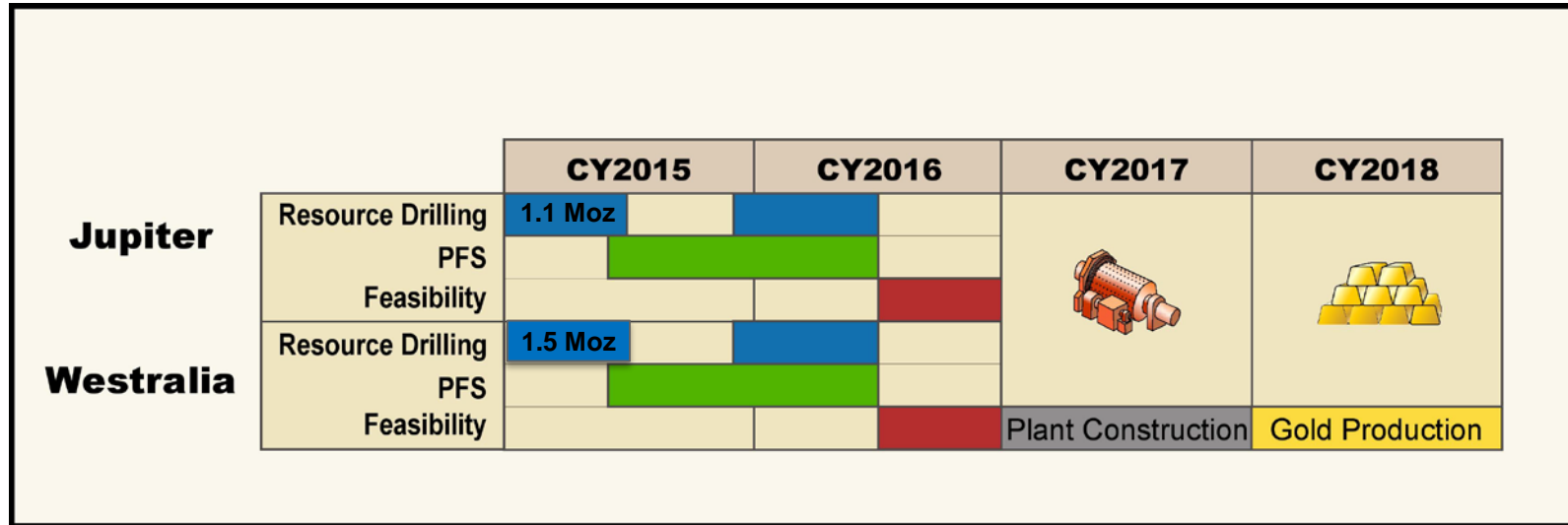
- ▶ Key holding in Laverton Gold District – highest growth gold district in Australia over last 25 years.
- ▶ Mt Morgans not explored since 2000, despite excellent geological pedigree.
- ▶ Since IPO, Dacian has added 2.2Moz of resources at <A\$7/oz. Current resource:
 - ▶ 41Mt @ 2.2 g/t for 3.0Moz*
 - ▶ Up +250% on IPO (< 3 years)
- ▶ Strong focus on excellent geology.



**refer to Appendix for resource classification*

POTENTIAL DEVELOPMENT TIMELINE

SUBJECT TO FEASIBILITY STUDY RESULTS & PERMITTING

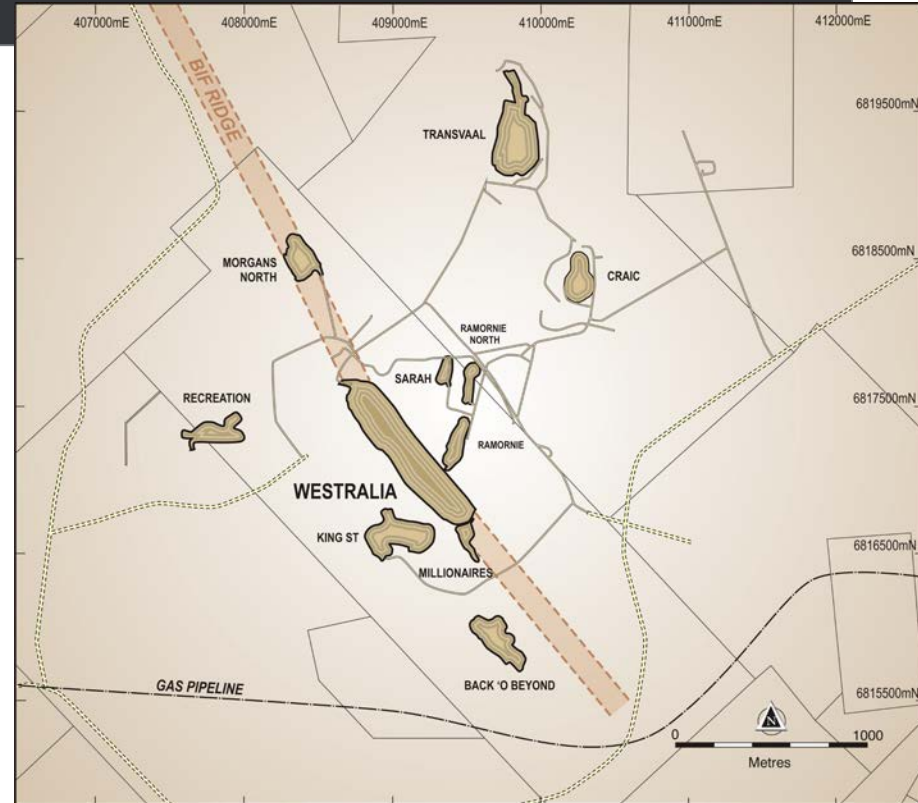


- PFS assessing underground and open pit mining operation feeding a ~2 Mtpa plant

WESTRALIA PROSPECT

HISTORICALLY THE DOMINANT PRODUCER

- Produced +900Koz @ 4.5 g/t from open pit and small underground.
- Major deposit in large, 10 mine complex.
- Recoveries averaged 91-93%, CIP.
- Resource has grown +300% since Dacian's 2012 acquisition:
 - 364Koz @ 3.4 g/t \Rightarrow 1,520Koz @ 5.1 g/t*
- Targeting a large high grade underground gold mine.

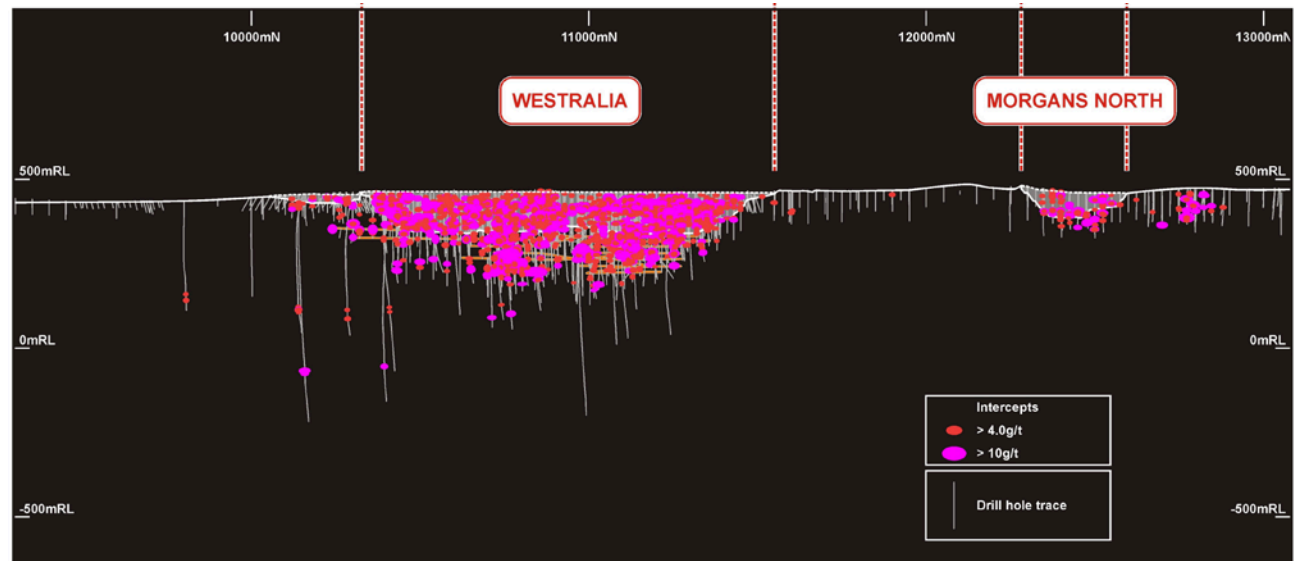


* refer ASX release 16 September 2015

WESTRALIA – NOV 2012

AT TIME OF DACIAN IPO (NOV 2012)

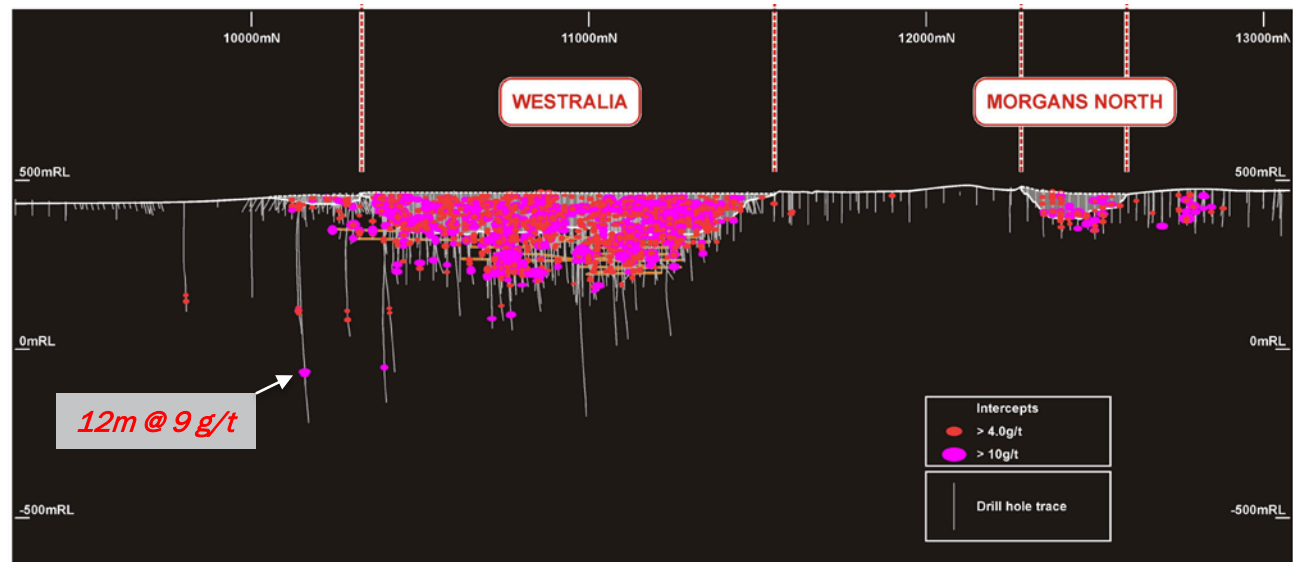
- 900Koz mined from open pit and UG to 1998.
- Resource in late 2012 (DCN IPO) was 3.3Mt @ 3.4 g/t for 364Koz.



WESTRALIA – NOV 2012

AT TIME OF DACIAN IPO (NOV 2012)

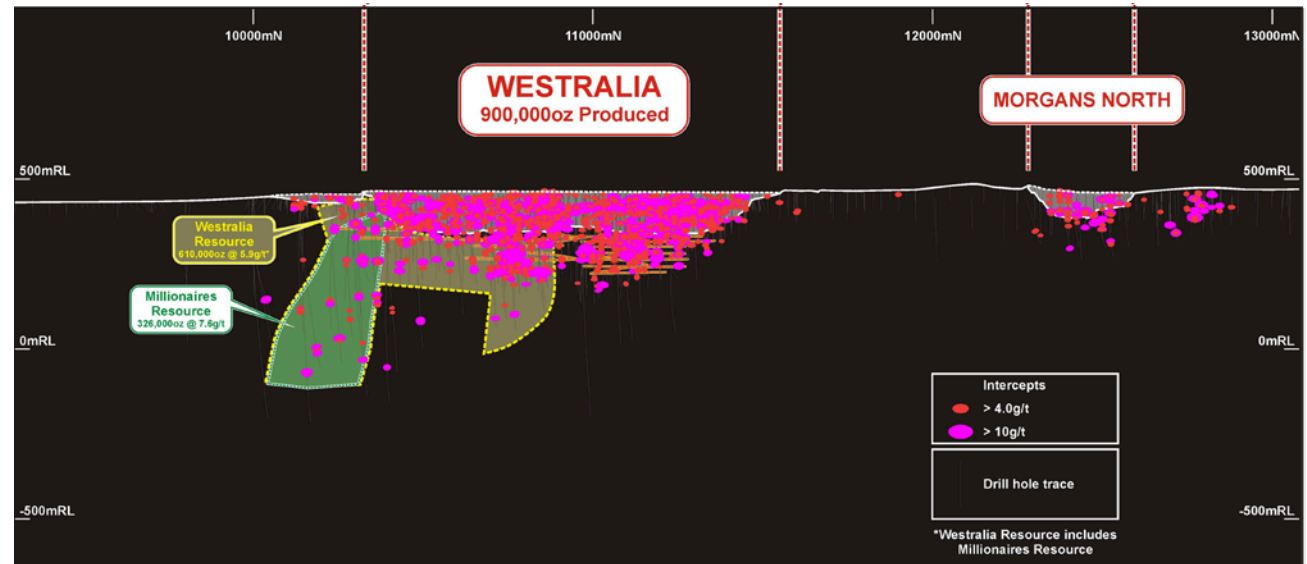
- 900Koz mined from open pit and UG to 1998.
- Resource in late 2012 (DCN IPO) was 3.3Mt @ 3.4 g/t for 364Koz.



WESTRALIA – DEC 2013

AFTER DISCOVERY OF MILLIONAIRES SHOOT

- Resource increased to 610Koz at 5.9 g/t in late 2013*.
- Included high grade Millionaires Shoot discovery of 326Koz at 7.6 g/t.

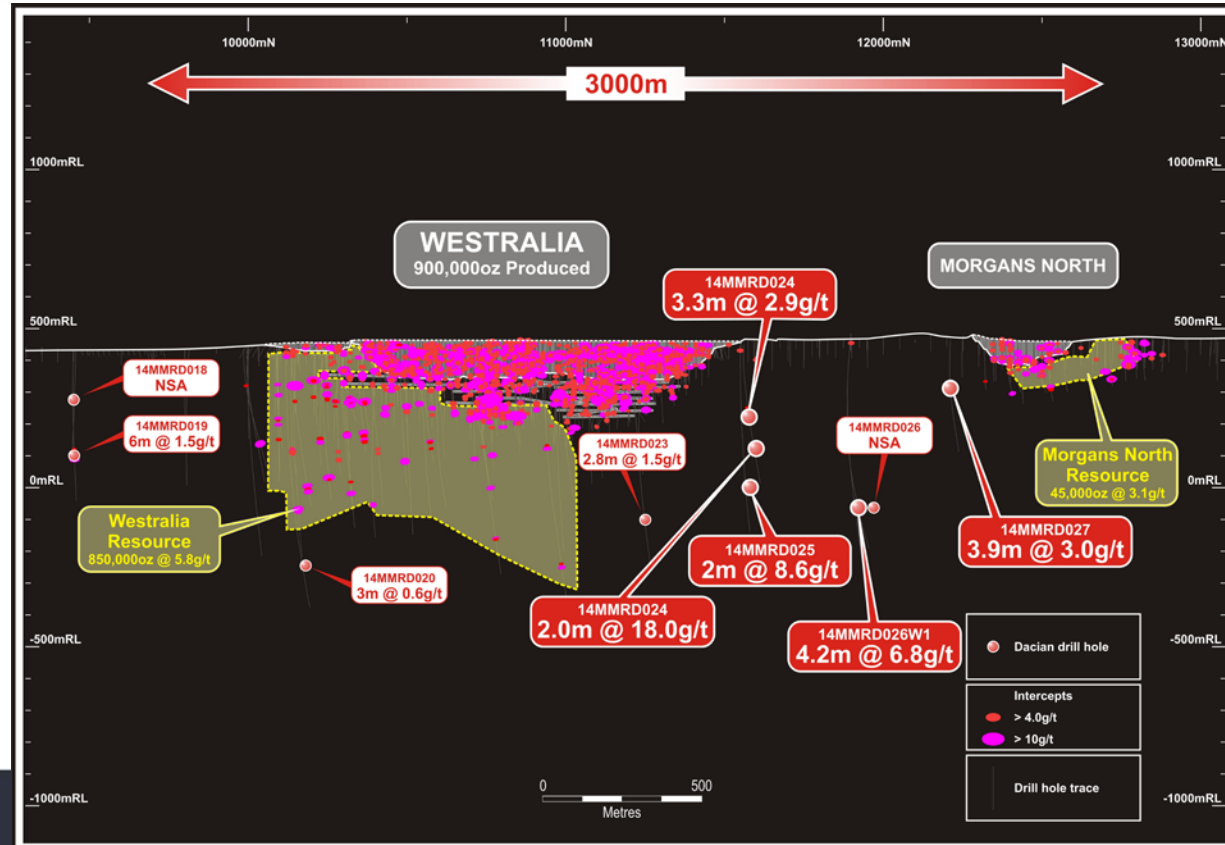


* refer ASX release 19 December 2013

WESTRALIA 2014/2015 – HOW BIG IS IT?

WESTRALIA MUCH BIGGER SYSTEM THAN PREVIOUSLY UNDERSTOOD

- Feb 15 resource increased to 850Koz at 5.8 g/t*.
- Significant mineralisation intersected up to 1.2km north of new resource, on very similar geology.
- New footwall BIF discovery.



* refer ASX release 24 February 2015

WESTRALIA 2015 – IT IS BIG!

WESTRALIA MUCH BIGGER SYSTEM THAN PREVIOUSLY UNDERSTOOD

- September 2015 resource 9.3Mt @ 5.1 g/t for 1.5 Moz*
- Continuously mineralised over 2.8km.
- New Footwall BIF discovery is 1.2Mt @ 9.1g/t for 344Koz.
- 1.3Moz in 440 vertical metres for 3,000 OVM.
- Open at depth.



* refer ASX release 16 September 2015


WESTRALIA 2015 – IT IS BIG!

THE ORIGINAL PIT IS 1KM LONG



WESTRALIA 2015 – IT IS BIG!

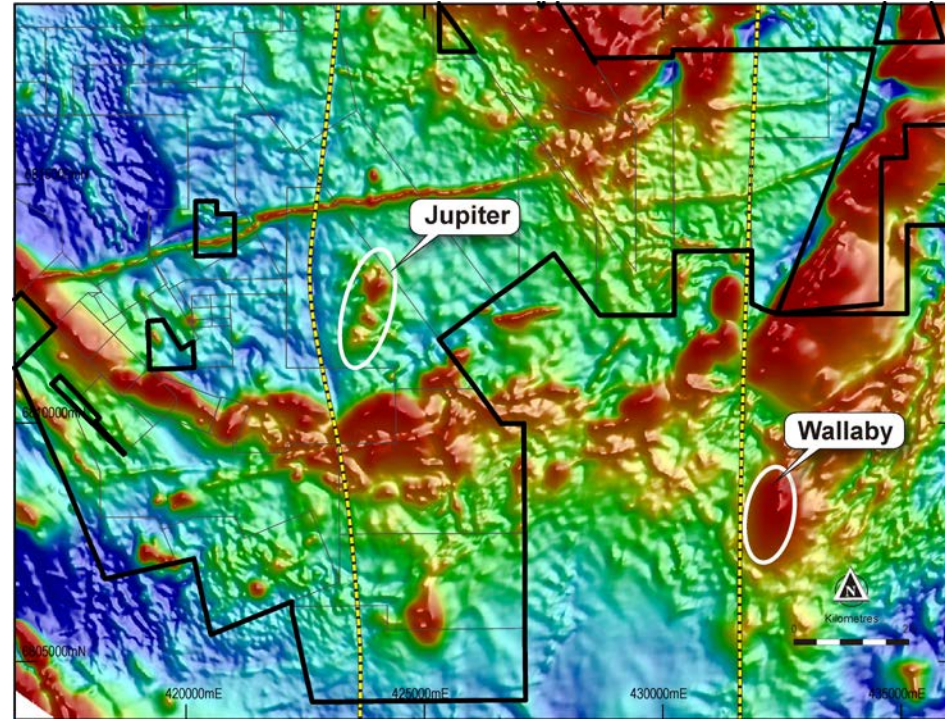
THE WESTRALIA MINERALISATION SYSTEM IS VERY LARGE AT 2.8KM LENGTH



JUPITER PROSPECT

POTENTIAL FOR OPEN PIT COMPLEX, SYENITE HOST HAS WALLABY SIMILARITIES

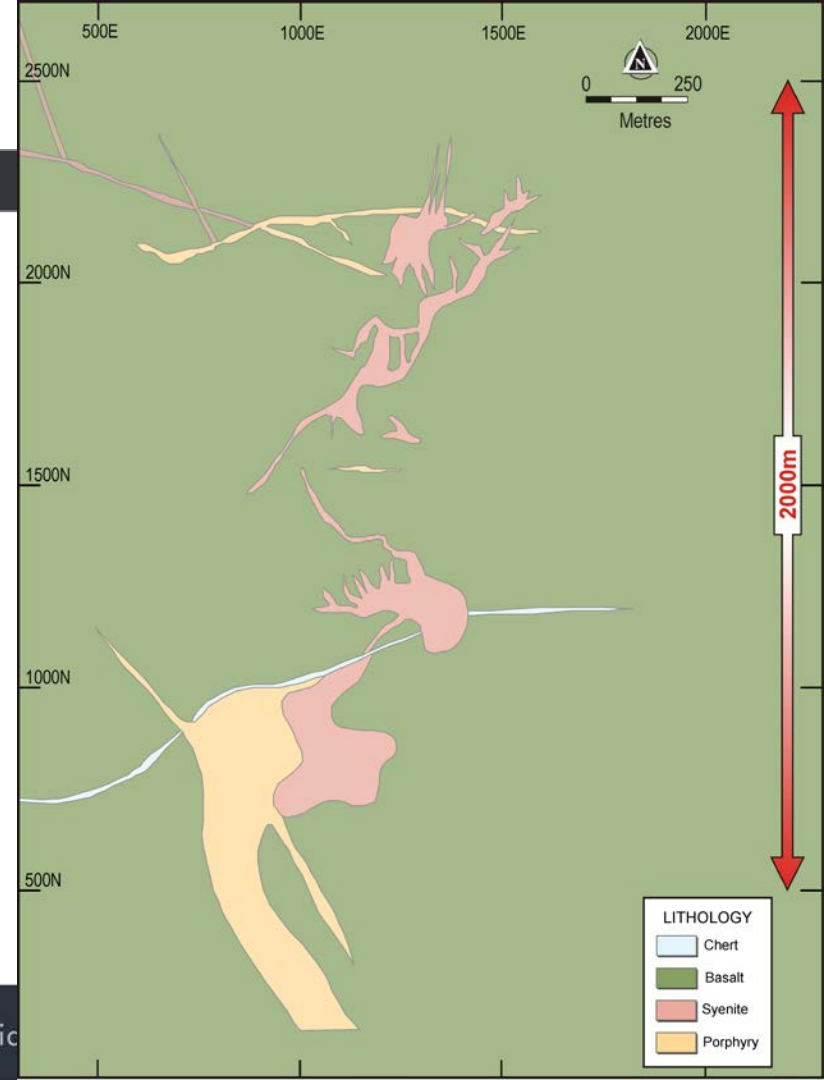
- ▶ Jupiter discovered in 1984 & mined 1994-1996. ~150Koz produced as both high grade (CIL, 93% of 2.4 g/t) and low grade (dump leach, 38% of 0.9 g/t).
- ▶ Wallaby discovered after cessation of mining at Jupiter.
- ▶ Jupiter and Wallaby both belong to syenite associated mineralisation.
- ▶ Targeting an open pit mining complex at the Jupiter Prospect.



JUPITER PROSPECT

LOCATION OF SYENITES

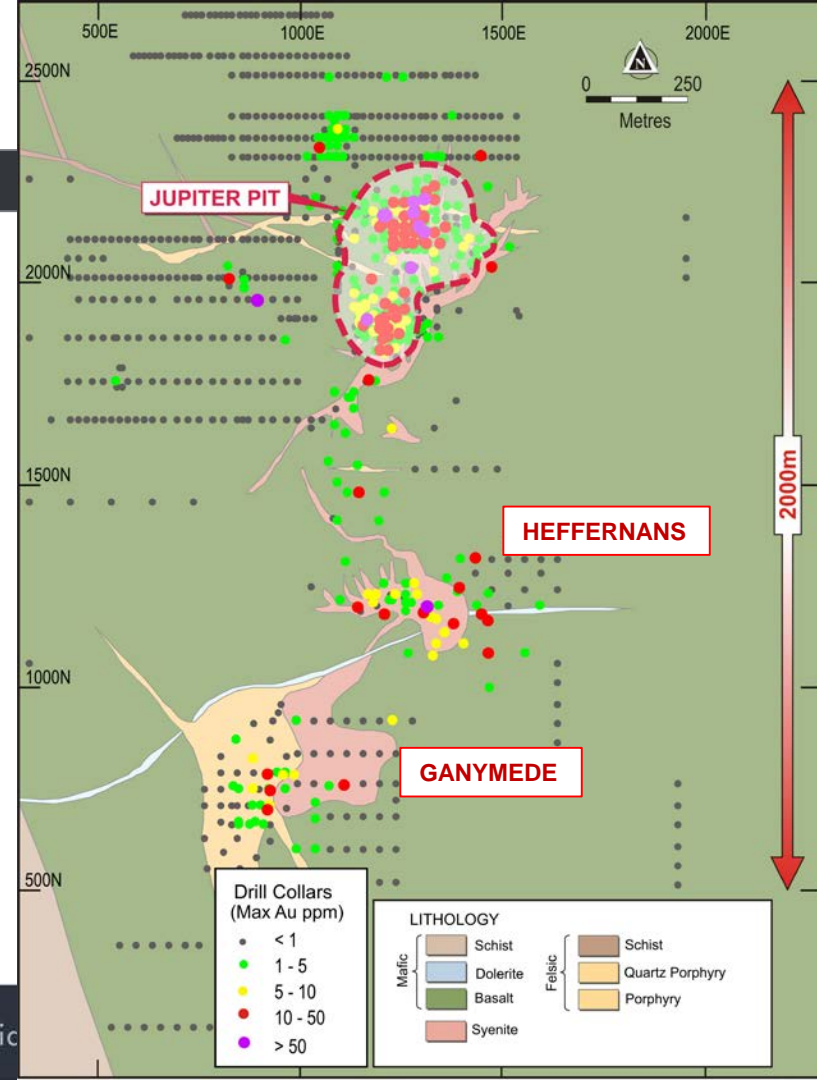
- North-south linear trend of syenite intruding over a 2km north-south strike.
- Belongs to a larger, deeper syenite body?



JUPITER PROSPECT

STATUS IN NOVEMBER 2012

- Open pit mined in mid-1990s.
- Intermittent exploration completed on syenites at Heffernans and Ganymede.
- Only 2 holes drilled in the 10 years from 2000-2010.

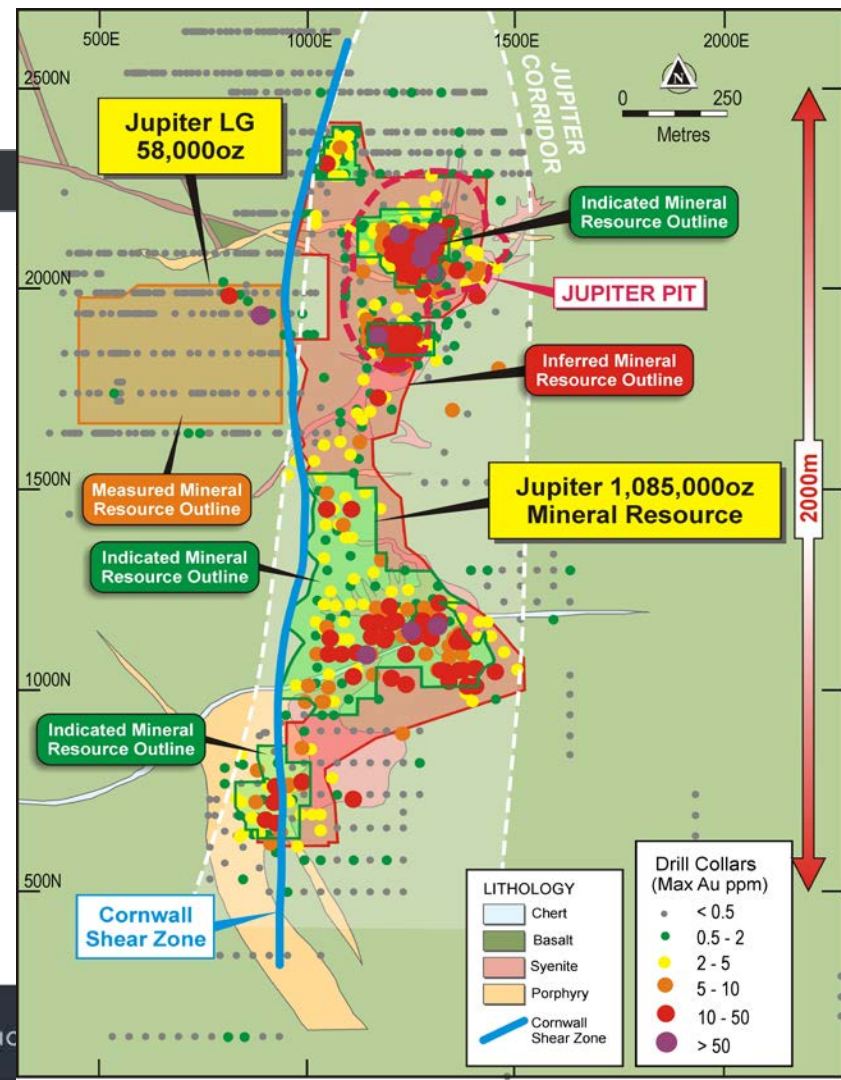


JUPITER PROSPECT

STATUS IN SEPTEMBER 2015

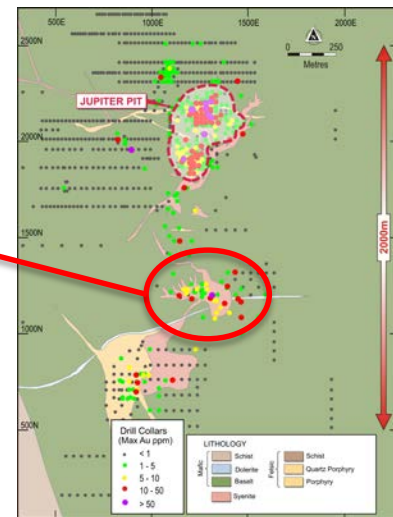
- ▶ Dacian first drilled Jupiter Prospect in September 2013.
 - ▶ 73Koz Mineral Resource
- ▶ Announced Heffernans discovery 11/13, Doublejay in 8/15 and Ganymede 9/15.
- ▶ Current Jupiter Prospect:
 - ▶ 1,085Koz Mineral Resource*
 - ▶ 1.8km of continuous mineralisation
 - ▶ +4,300 OVM from surface to 200m depth (866Koz in top 200m)

* refer ASX release 16 September 2015



JUPITER PROSPECT

709KOZ HEFFERNANS DEPOSIT STICKS OUT OF THE GROUND

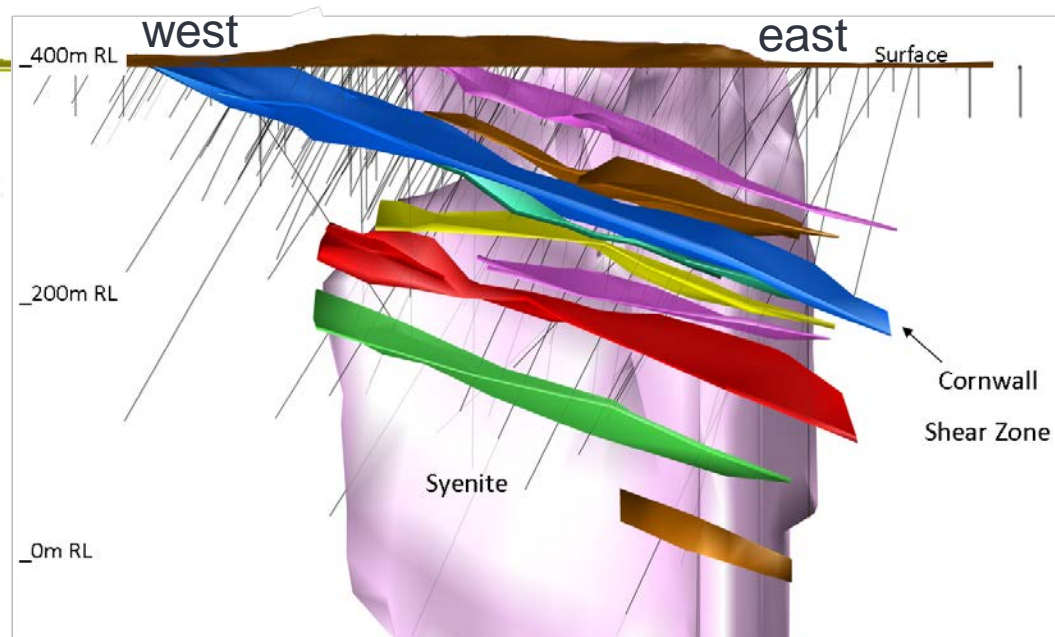
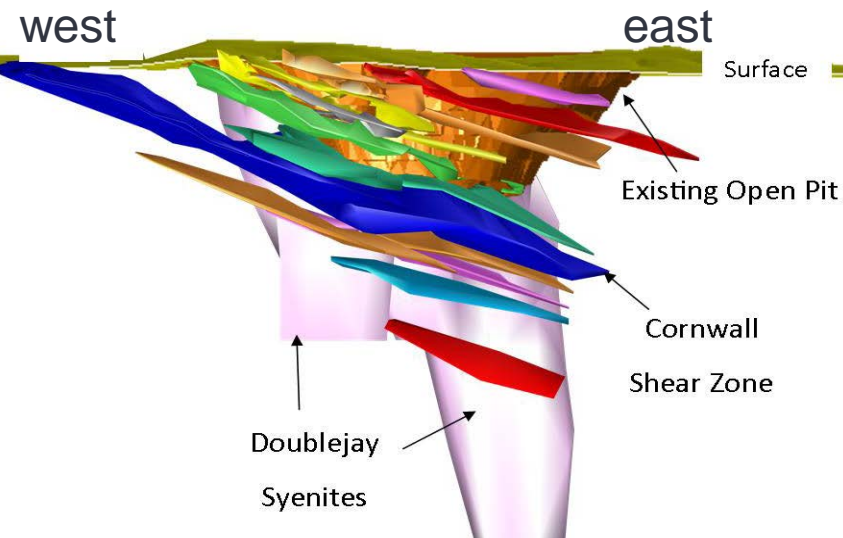


JUPITER PROSPECT

DOUBLEJAY DEPOSIT

----- 1KM APART -----

HEFFERNANS DEPOSIT

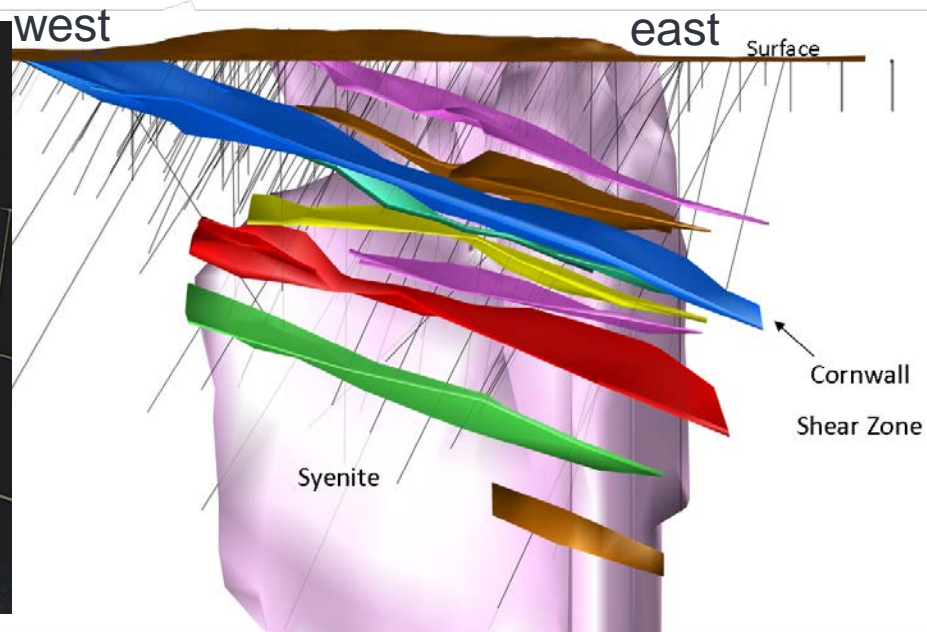



JUPITER PROSPECT

WALLABY DEPOSIT

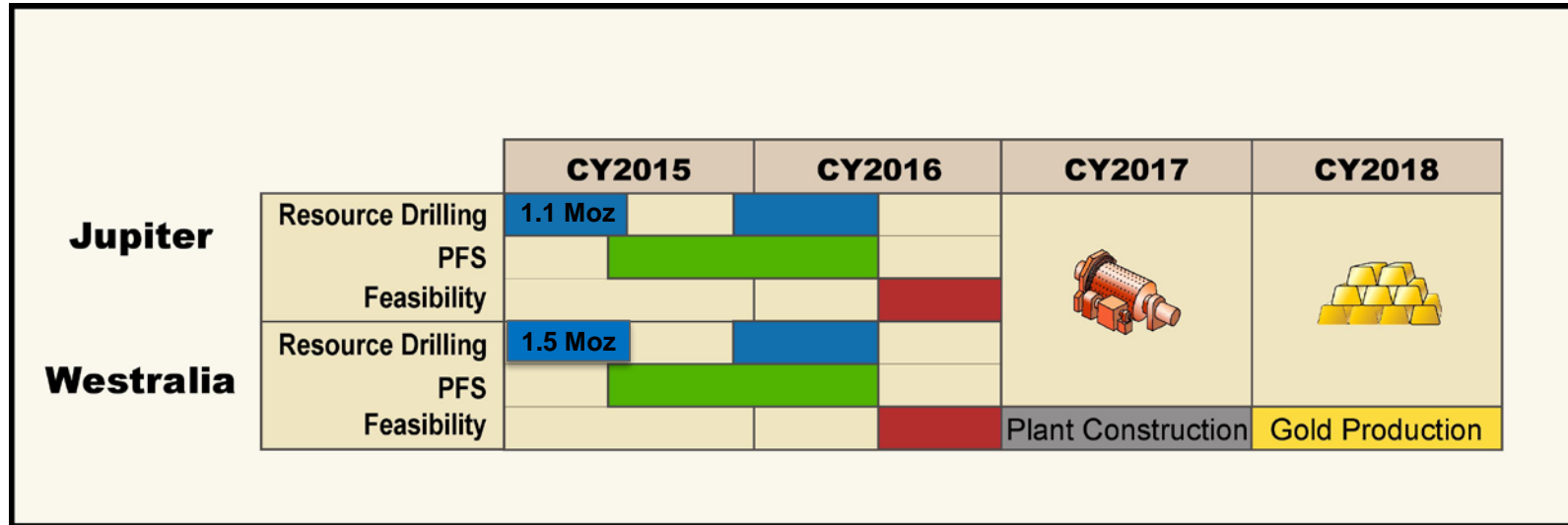
----- 8KM APART -----

HEFFERNANS DEPOSIT



POTENTIAL DEVELOPMENT TIMELINE

SUBJECT TO FEASIBILITY STUDY RESULTS & PERMITTING



- PFS assessing underground and open pit mining operation feeding a ~2 Mtpa plant

MT MORGANS – INFRASTRUCTURE RICH

SIGNIFICANT STARTER ADVANTAGE

- ▶ New gas pipeline
- ▶ Existing haul roads, public roads
- ▶ Telstra comms tower
- ▶ Excellent supply good water
- ▶ Existing camp
- ▶ Sealed airstrip at Laverton (25km)
- ▶ On granted Mining Licenses



PRE-FEASIBILITY STUDY IN PROGRESS

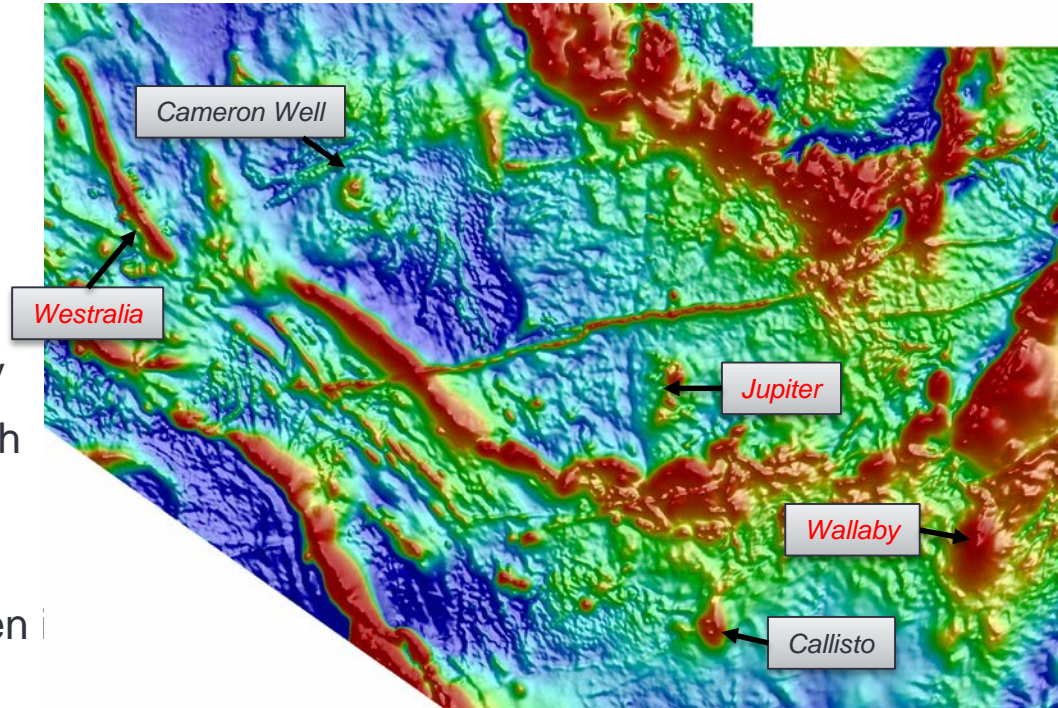
UNDERGROUND AND OPEN PIT OPERATION FEEDING ~2MTPA TREATMENT PLANT IN WA

- › Open pit and underground mining studies:
 - › Optimisation, design & scheduling of 7 potential mines complete
 - › Geotechnical assessments partially complete
- › Metallurgical studies:
 - › Detailed metallurgical testwork of the 7 potential mines commenced.
 - › Up to 63% gravity recovery under initial CIL test work at Jupiter
 - › *Westralia and Jupiter ores recovered at 91% during mining in 1990s*
- › Hydrological assessments:
 - › Ground water, surface water and water supply studies

SIGNIFICANT EXPLORATION OPTIONALITY

MULTIPLE NEW DISCOVERY OPPORTUNITIES

- ▶ Callisto.
 - ▶ Classic “donut” Wallaby-like magnetic anomaly, unexplained.
 - ▶ Planned to be drilled in October
- ▶ Cameron Well syenite.
 - ▶ Another “donut” magnetic anomaly
 - ▶ 2km x 1km at +0.5 g/t Au in regolith
 - ▶ +90% of historic drilling RAB / AC and includes 7m @ 15 g/t Au
 - ▶ Flat gold structures present as seen i Jupiter



NEAR-TERM NEWS FLOW


ACTIVITY LEVELS INCREASING

- ▶ Mt Morgans Gold Project Scoping Study announcement in coming weeks
- ▶ Westralia Prospect
 - ▶ Commencing infill of high grade Footwall BIF mineralisation in Dec qtr
- ▶ Jupiter Prospect
 - ▶ Ultra-detailed ground magnetic survey commenced
 - ▶ Commencing near-surface drill testing of Jupiter lodes west of Cornwall Shear Zone in Dec qtr.
- ▶ Regional Exploration
 - ▶ Drill testing Callisto in October, subject to rig availability.
 - ▶ Drill testing Cameron Well after Callisto.

SUMMARY

SCALE, OPTIONALITY, BELIEF

- ▶ Excited about growing Mt Morgans into large stand-alone gold producer, potentially commencing gold production in 2018.
- ▶ Excellent visibility on pathway to gold production.
- ▶ Added 2.2 Moz on IPO funds in less than 3 years; at \$7/oz.
- ▶ Significant exploration optionality remains to grow resource base.
- ▶ Strong shareholder support base.



High grade & folded BIF, Westralia Underground

APPENDIX

MINERAL RESOURCES AND ORE RESERVES

Mount Morgans Gold Project Mineral Resources as at 15 September 2015

Deposit	Cut-off	Measured			Indicated			Inferred			Total Mineral Resource		
	Au g/t	Tonnes	Au g/t	Au Oz	Tonnes	Au g/t	Au Oz	Tonnes	Au g/t	Au Oz	Tonnes	Au g/t	Au Oz
King Street*	0.5	-	-	-	-	-	-	532,000	2.0	33,000	532,000	2.0	33,000
Jupiter	0.5	-	-	-	13,066,000	1.4	605,000	13,484,000	1.1	480,000	26,550,000	1.3	1,085,000
Jupiter LG Stockpile	0.5	3,494,000	0.5	58,000	-	-	-	-	-	-	3,494,000	0.5	58,000
Westralia	2.0	235,000	4.6	35,000	1,961,000	4.7	293,000	7,074,000	5.2	1,192,000	9,269,000	5.1	1,520,000
Craic*	0.5	-	-	-	69,000	8.2	18,000	120,000	7.1	27,000	189,000	7.5	46,000
Transvaal	2.0	367,000	5.8	68,000	404,000	5.3	69,000	482,000	4.7	73,000	1,253,000	5.2	210,000
Ramornie	2.0	-	-	-	156,000	4.1	21,000	285,000	3.9	36,000	442,000	4.0	57,000
Total		4,096,000	1.2	161,000	15,656,000	2.0	1,006,000	21,978,000	2.6	1,842,000	41,730,000	2.2	3,008,000

Mt Morgans Gold Project Ore Reserves as at 15 September 2015

Deposit	Cut-off Grade	Proved			Probable			Total		
	Au g/t	Tonnes	Au g/t	Au Oz	Tonnes	Au g/t	Au Oz	Tonnes	Au g/t	Au Oz
Craic	3.9	-	-	-	28,000	9.2	8,000	28,000	9.2	8,000
Total		-	-	-	28,000	9.2	8,000	28,000	9.2	8,000