





# **Mt Morgans: the Next AUD Gold Development Story**

**Sydney Resources Round-Up, 13-14 May 2015**

[www.daciangold.com.au](http://www.daciangold.com.au)  
[info@daciangold.com.au](mailto:info@daciangold.com.au)



# DISCLAIMER

The purpose of this presentation is to provide general information about Dacian Gold Limited ("**Dacian**" or the "**Company**"). It is not recommended that any person makes any investment decision in relation to the Company based solely on this presentation.

This presentation does not necessarily contain all information which may be material to the making of a decision in relation to the Company. Any investor should make their own independent assessment and determination as to the Company's prospects prior to making any investment decision, and should not rely on the information in this presentation for that purpose.

This information in this presentation is confidential, is being furnished to you solely for your information and may not be reproduced, in whole or in part, or distributed to any other person except to your legal, tax and financial advisers who agree to maintain the information in this presentation in confidence.

This presentation does not involve or imply a recommendation or a statement of opinion in respect of whether to buy, sell or hold securities in the Company. The securities issued by the Company are considered speculative and there is no guarantee that they will make a return on the capital invested, that dividends will be paid on the shares or that there will be an increase in the value of the shares in the future.

This presentation contains certain statements which may constitute "forward-looking statements". Such statements are only predictions and are subject to inherent risks and uncertainties which could cause actual values, results, performance or achievements to differ materially from those expressed, implied or projected in any forward-looking statements. No representation or warranty, express or implied, is made by the Company that the matters stated in this presentation will be achieved or prove to be correct. Recipients of this presentation must make their own investigations and inquiries regarding all assumptions, risks, uncertainties and contingencies which may affect the future operations of the Company or the Company's securities.

The Company does not purport to give financial or investment advice. No account has been taken of the objectives, financial situation or needs of any recipient of this document. Recipients of this document should carefully consider whether the securities issued by the Company are an appropriate investment for them in light of their personal circumstances, including their financial and taxation position.

This presentation is presented for informational purposes only. It is not intended to be, and is not, a prospectus, product disclosure statement, offering memorandum or private placement memorandum for the purpose of Chapter 6D of the Corporations Act 2001. Except for statutory liability which cannot be excluded, the Company, its officers, employees and advisers expressly disclaim any responsibility for the accuracy or completeness of the material contained in this presentation and exclude all liability whatsoever (including in negligence) for any loss or damage which may be suffered by any person as a consequence of any information in this presentation or any error or omission there from. The Company accepts no responsibility to update any person regarding any inaccuracy, omission or change in information in this presentation or any other information made available to a person nor any obligation to furnish the person with any further information.

## Competent Person Statements

The information in this report that relates to Exploration Results is based on information compiled by Mr Rohan Williams, a director, shareholder and full time employee of Dacian Gold Limited and a Member of The Australasian Institute of Mining and Metallurgy. Mr Williams has sufficient experience which is relevant to the style of mineralisation and type of deposit under consideration and to the activity which they are undertaking to qualify as Competent Persons as defined in the 2012 Edition of the Australasian Code for Reporting of Exploration Results, Mineral Resources and Ore Reserves. Mr Williams consent to the inclusion in the report of

the matters based on the information in the form and context in which it appears.

Certain exploration results were previously reported pursuant to JORC 2004. This information has not been updated since to comply with the JORC Code 2012 on the basis that the information has not materially changed since it was last reported.

The information in this report that relates to Mineral Resources (other than Westralia, Heffernans, Morgans North and Ramornie reported under JORC 2012) is based on information compiled by Mr Rohan Williams, a director and full time employee of Dacian Gold Limited and a Member of The Australasian Institute of Mining and Metallurgy. The information in this report that relates to Ore Reserves is based on information compiled by Mr Bill Frazer, a director and full time employee of Mining One Pty Ltd and a Member of The Australasian Institute of Mining and Metallurgy. Mr Williams and Mr Frazer have sufficient experience which is relevant to the style of mineralisation and type of deposit under consideration and to the activity which they are undertaking to qualify as Competent Persons as defined in the 2004 Edition of the Australasian Code for Reporting of Exploration Results, Mineral Resources and Ore Reserves. Mr Williams and Mr Frazer consent to the inclusion in the report of the matters based on their information in the form and context in which it appears.

The Company confirms that it is not aware of any new information or data that materially affects the information included in the relevant ASX releases and the form and context of the announcements have not been materially modified. In the case of estimates of Mineral Resources, the Company confirms that all material assumptions and technical parameters underpinning in the relevant market announcement continue to apply and have not materially changed.

# DACIAN GOLD LIMITED

## COMPANY SNAPSHOT

Commenced Mt Morgans Scoping Study (MMSS) assessing potential for development of 2 mines:

- an open pit mining complex at Jupiter, and
- a high grade underground mine at Westralia.

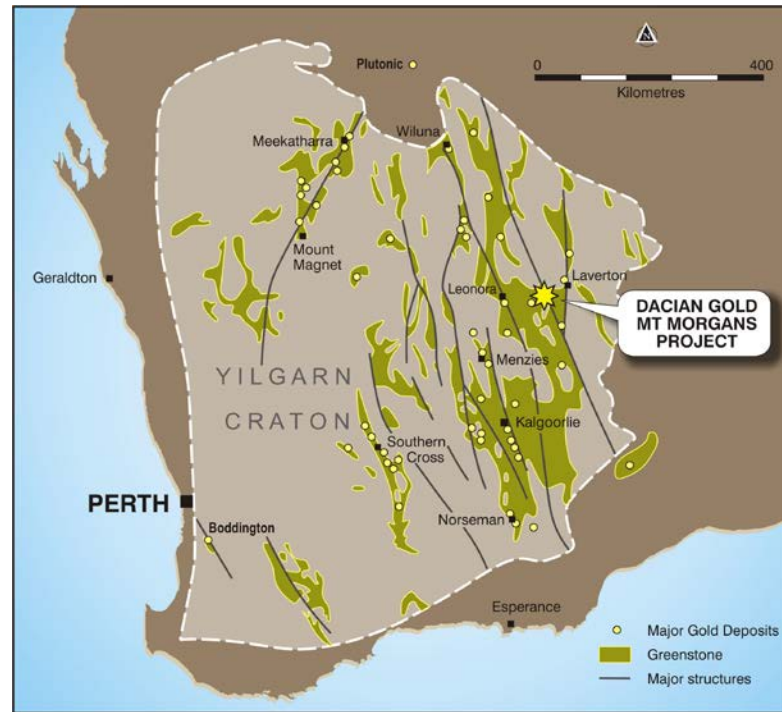
We are looking to gold production in CY2017 or CY2018 depending on results of feasibility studies.

We have a strong and successful mine finder and mine developer team (ex-Avoca).

709Koz Heffernans resource released Monday.

We expect to further increase our 24Mt @ 2.6g/t for 2.1Moz resource base.

We remain well funded with \$6.5M cash.



# CORPORATE OVERVIEW

## Board of Directors

Rohan Williams	Executive Chairman (Avoca, WMC)
Barry Patterson	Non-Executive Director (GR Engineering, Eltin, Sonic, Silex)
Rob Reynolds	Non-Executive Director (Avoca, Delta)

## Management

Dan Baldwin	Exploration Manager
James Howard	Project Manager
Kevin Hart	Company Secretary

## Capital Structure

Shares on issue	96.1m
Options	10.15m
Market Cap (45cps)	\$43m
Cash (31 March 2015)	\$6.5m

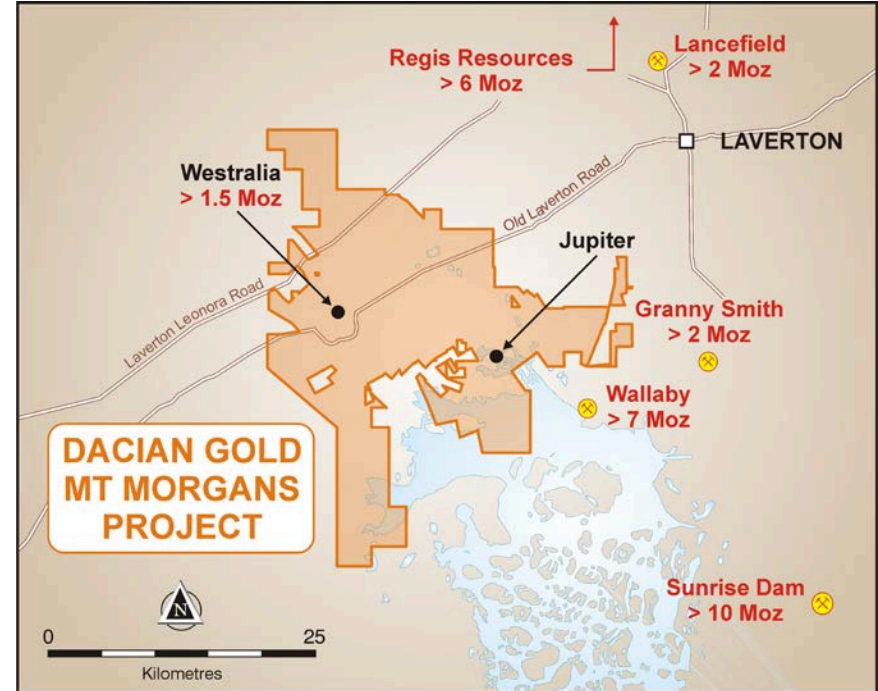
## 6 Month Chart



# MOUNT MORGANS PROJECT

## IN AND AMONGST MULTI-MILLION OUNCE DEPOSITS

- ▶ \$20M DCN IPO in Nov 2012.
- ▶ Mt Morgans not explored since 2000, despite excellent geological pedigree.
- ▶ Since IPO Dacian has added 1.2Moz at \$10/oz.
- ▶ Strong focus on excellent geology.
- ▶ Current resource is:
  - ▶ **24Mt @ 2.6 g/t for 2.1Moz\***
- ▶ Company advancing MMSS as it moves toward imminent developer status.



*\*refer to Appendix for resource classification*



# JUPITER PROSPECT

## POTENTIAL FOR OPEN PIT COMPLEX, SYENITE HOST BEARS WALLABY SIMILARITIES

- Jupiter discovered in 1984 & mined 1994-1996. ~125koz produced as both high grade (CIL) and low grade (dump leach).
- Wallaby discovered after cessation of mining at Jupiter.
- Jupiter and Wallaby both belong to an unusual mineralisation style.
- Targeting an open pit mining complex at the Jupiter Prospect.

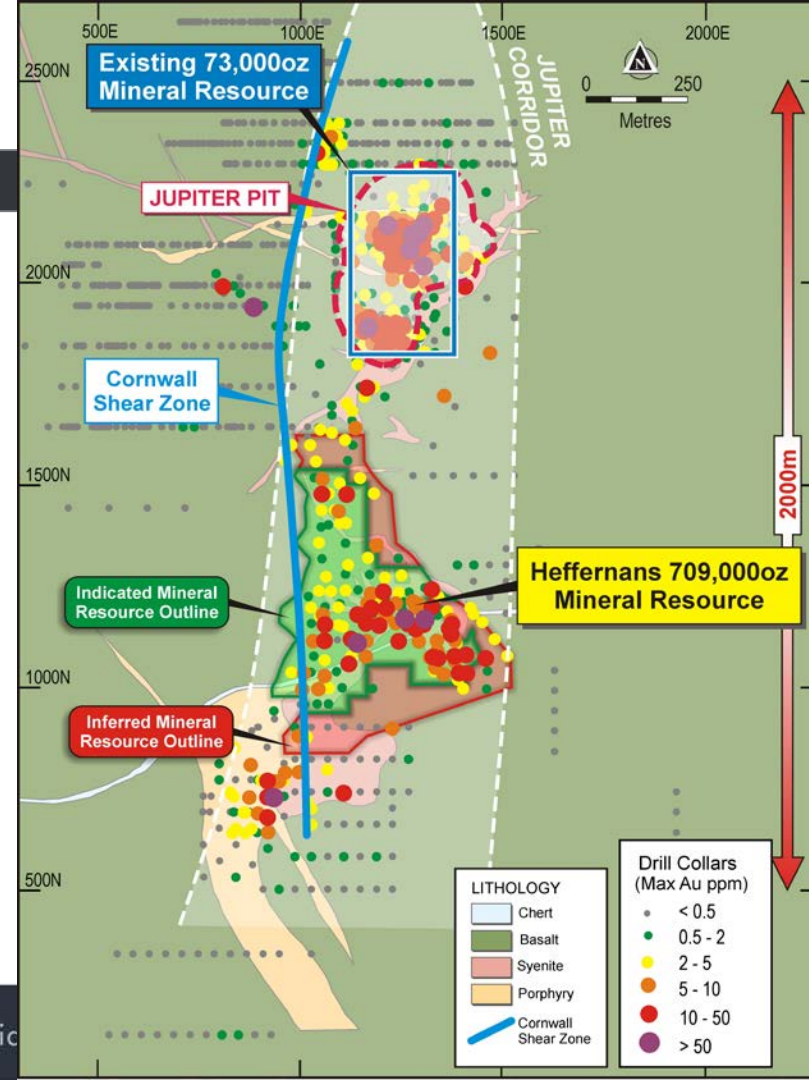


# JUPITER PROSPECT

## A LARGE MINERALISED GOLD SYSTEM OVER 2KMS

- Significant maiden resource of 709Koz unveiled this week at Heffernans deposit.
- >2km Jupiter Corridor defined by syenite intrusions cut by shallow east-dipping gold-bearing faults (eg CSZ).
- Majority of work by Dacian has been on its Heffernans discovery which shows multiple flat-dipping lodes developed to +300m depth.
- MMSS studies underway including, geotech, metallurgical, hydro, comms, roads, general layout etc.

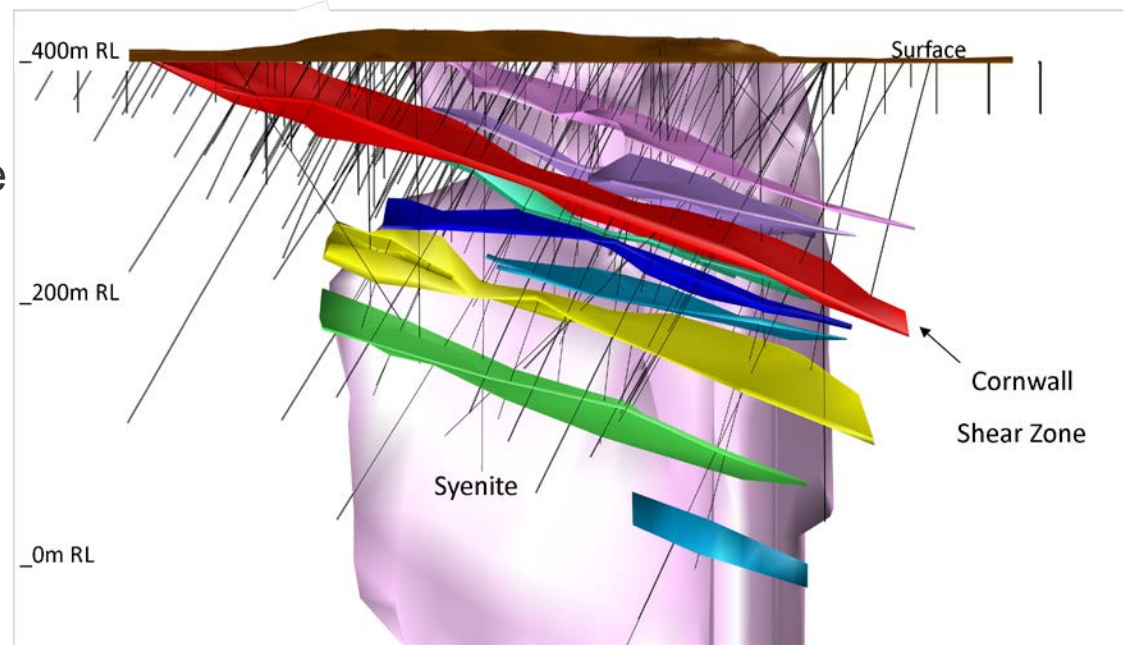
refer ASX release 11 May 2015



# JUPITER PROSPECT

## 709KOZ HEFFERNANS DEPOSIT

- 13Mt @ 1.4 g/t for 625Koz (above 0.5 g/t LCOG), plus
- 7Mt @ 0.4 g/t for 84Koz (above 0.3 g/t and less than 0.5 g/t).
- 70% Indicated Resource
- 538Koz in top 200m
- Deposit outcrops as 25m hill.
- Discovery cost <\$6/oz.



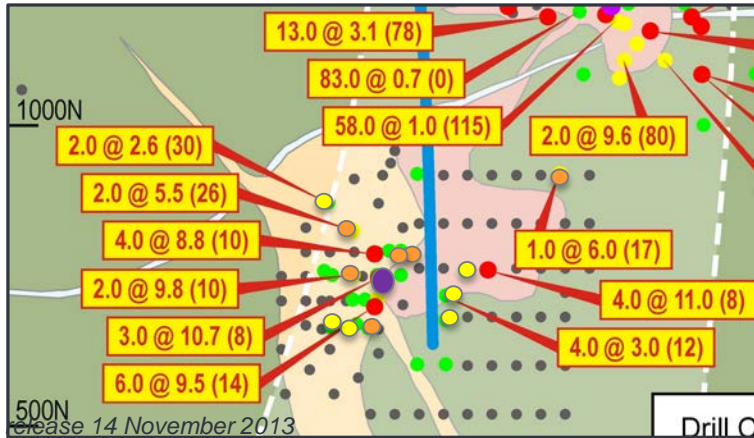
refer ASX release 11 May 2015



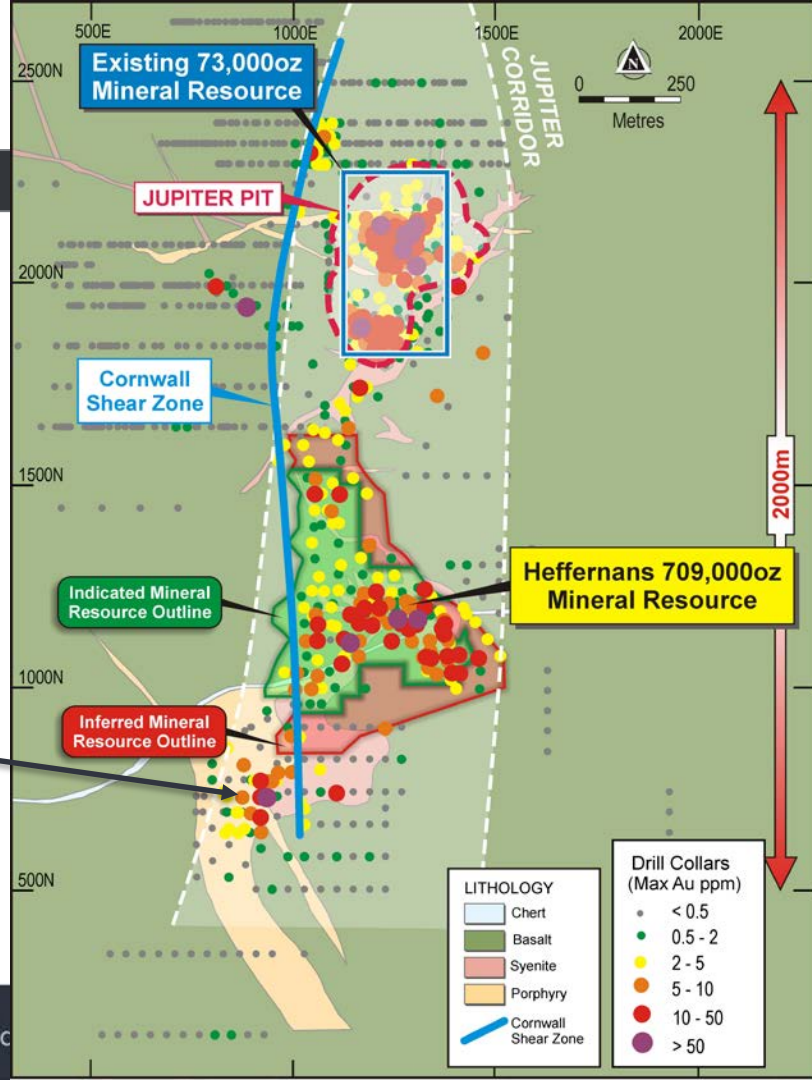
# JUPITER PROSPECT

## POTENTIAL FOR A MINING COMPLEX AT JUPITER

- Pre-1996 drilling at Ganymede shows shallow high grade mineralisation.
- Dacian to test CSZ intersection with syenites in H2 2015.



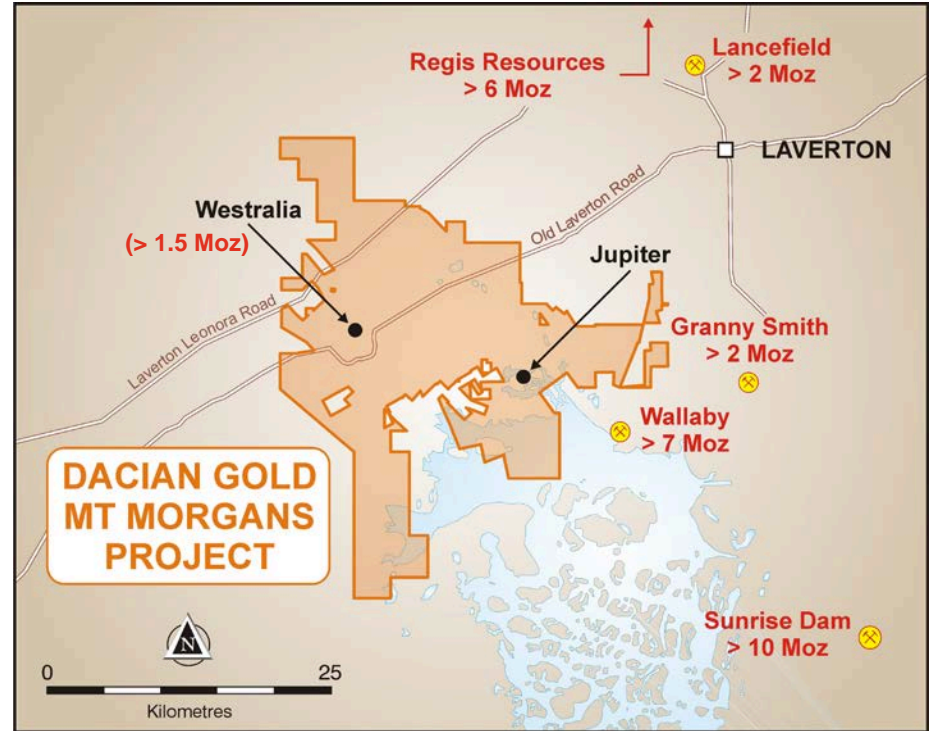
refer ASX release 14 November 2013



# WESTRALIA PROSPECT

## HISTORICALLY THE DOMINANT PRODUCER – NOW MUCH LARGER

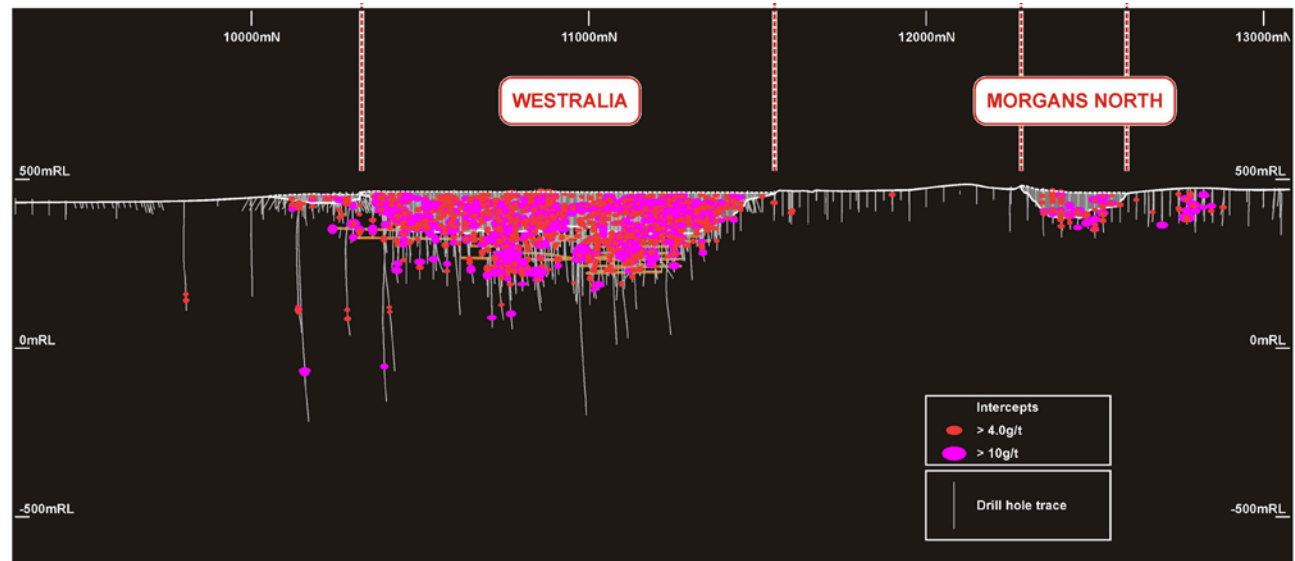
- Produced +900Koz @ 4.5 g/t from open pit and small underground.
- Classic BIF-hosted gold deposit.
- Resource has grown +135% since Dacian's 2012 acquisition:
  - 364Koz @ 3.4 g/t ➔ 850Koz @ 5.8 g/t
- Recent drilling confirms Westralia deposit is significantly larger than current 850Koz resource.
- Targeting a large high grade underground gold mine.



# WESTRALIA – NOV 2012

## AT TIME OF DACIAN IPO (NOV 2012)

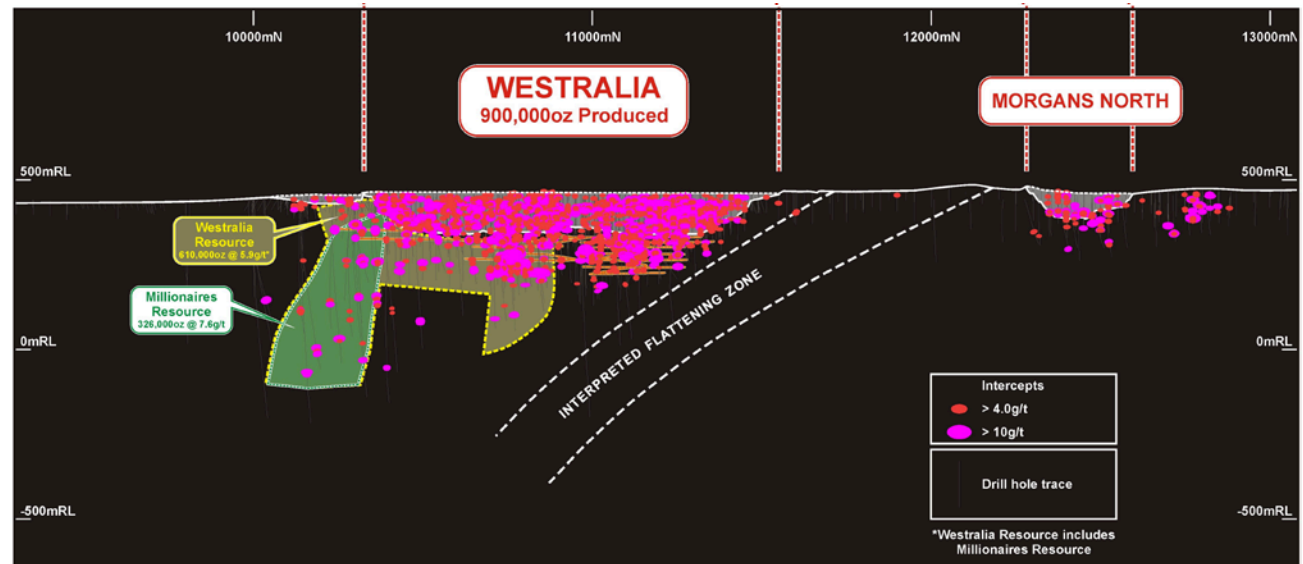
- 900Koz mined from open pit and UG to 1998.
- Resource in late 2012 (DCN IPO) was 3.3Mt @ 3.4 g/t for 364Koz.



# WESTRALIA – DEC 2013

## AFTER DISCOVERY OF MILLIONAIRES SHOOT

- Resource increased by +70% in late 2013.
- Millionaires Shoot discovery of 326Koz at 7.6 g/t, included in:
- Total resource of 610Koz at 5.9 g/t.

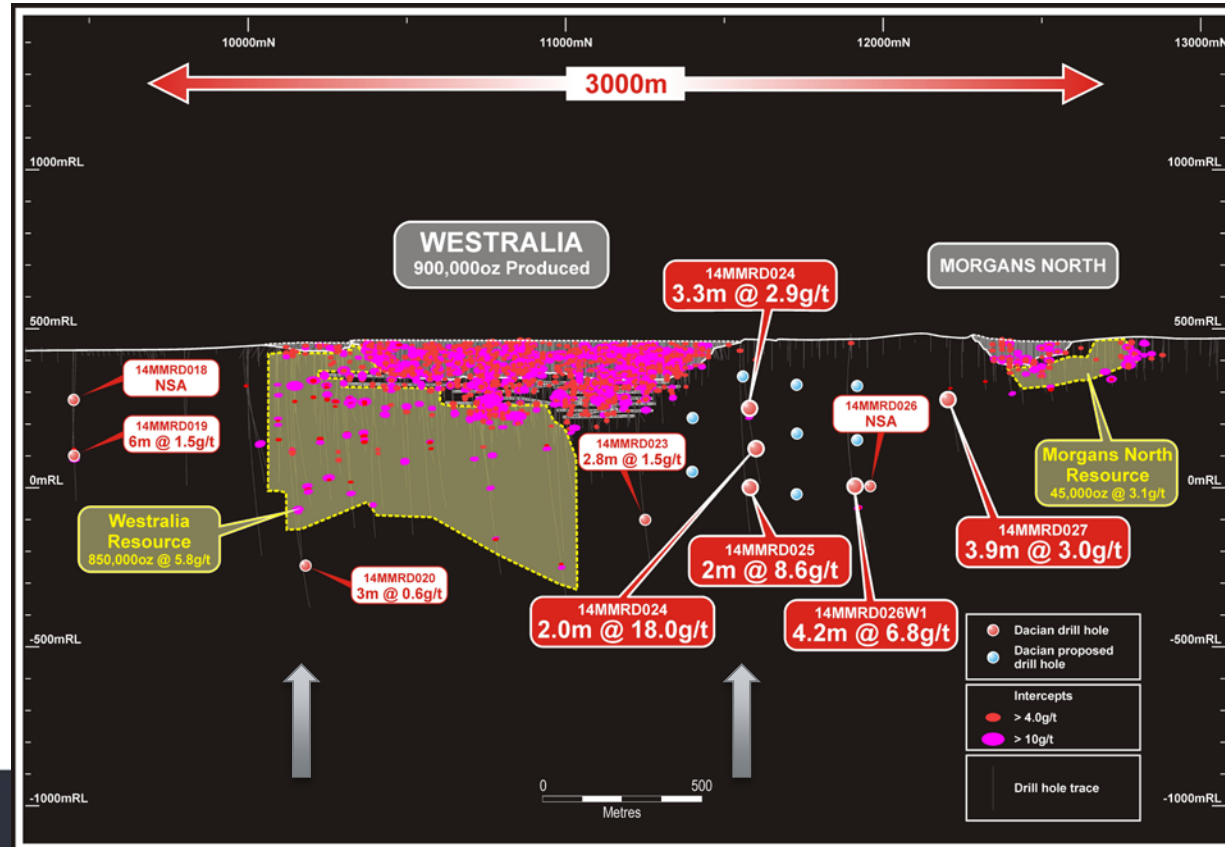


refer ASX release 19 December 2013

# WESTRALIA 2015 – HOW BIG IS IT?

## WESTRALIA MUCH BIGGER SYSTEM THAN PREVIOUSLY UNDERSTOOD

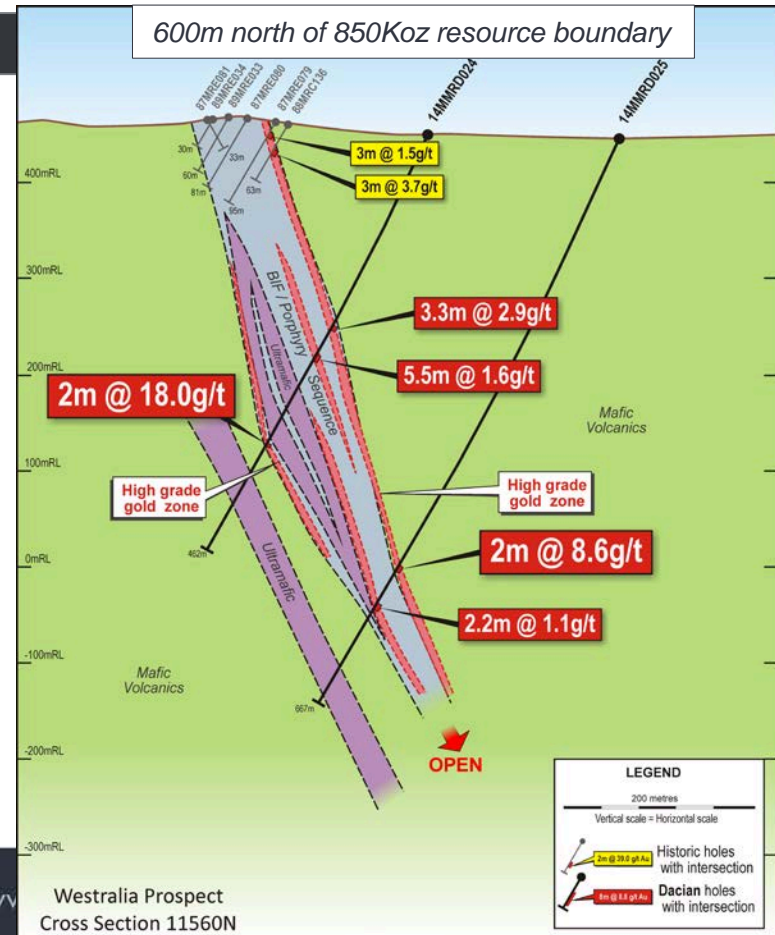
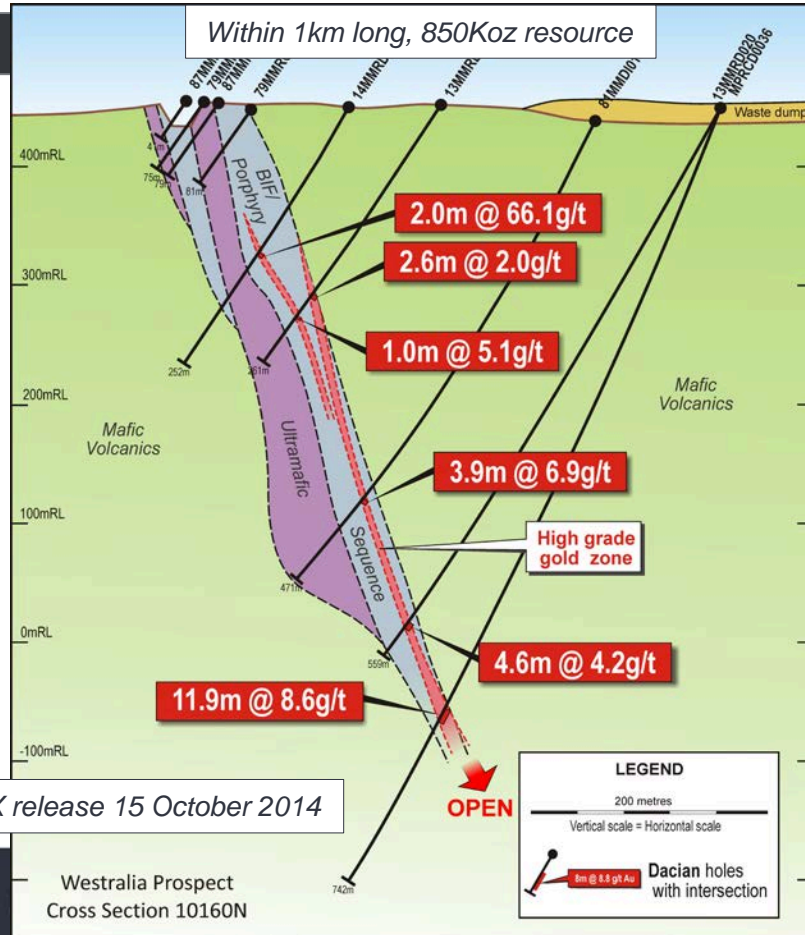
- Feb 15 resource increased +40% to 850Koz at 5.8 g/t\* (3 g/t LCOG).
- Significant mineralisation intersected up to 1.2km north of new resource, on very similar geology.
- Westralia mineralisation now at least 3km long.
- Infill drilling to north to commence in June 15.



\* refer ASX release 24 February 2015













# TWO WESTRALIA SECTIONS, 1.4KM APART



# POTENTIAL DEVELOPMENT TIMELINE

**SUBJECT TO FEASIBILITY STUDY RESULTS, PERMITTING & AGREEMENTS**

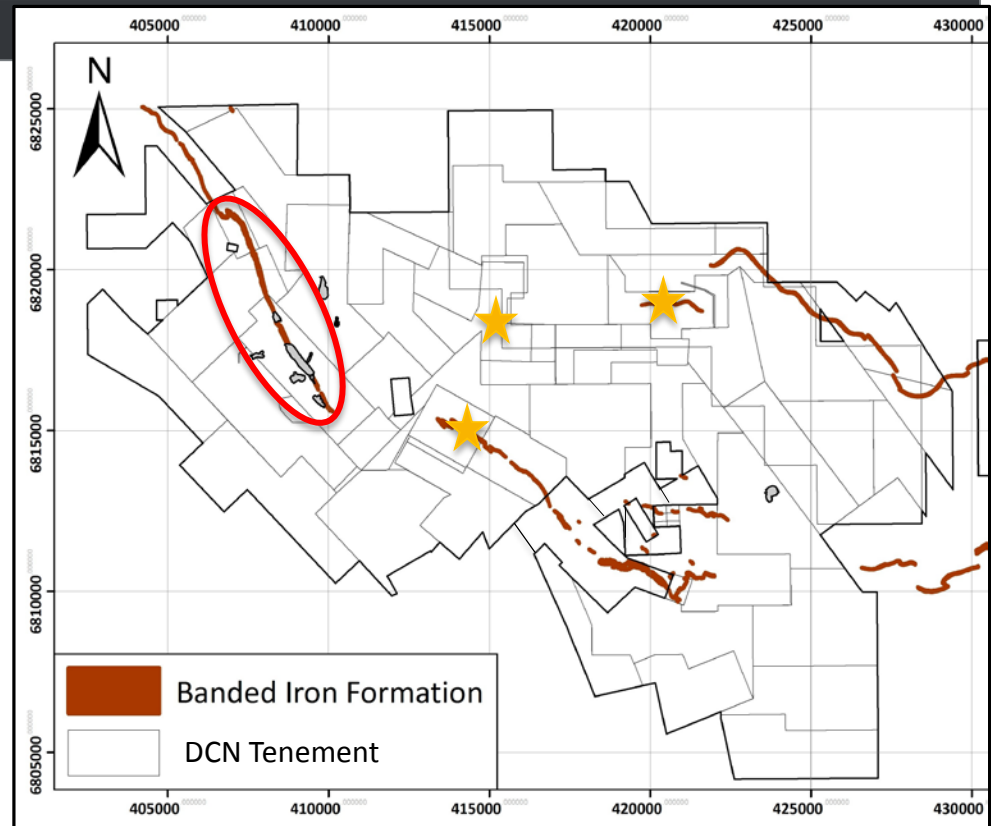
		CY2015	CY2016	CY2017	CY2018
Jupiter	drilling				
	feasibility			Plant construction ?	
	development				
	production				
Westralia	drilling				
	feasibility			Plant construction ?	
	development				
	production				

- Key decision point in late CY2016 will be to construct own plant or toll mill?

# SIGNIFICANT EXPLORATION OPTIONALITY

## NEW DISCOVERY OPPORTUNITIES

- Application of TEM on 8km BIF trial confirmed technique works. Remaining 15km of BIF to be TEM surveyed.
  - Known gold in BIF at Rainbow Bore (11m @ 9 g/t) and Maxwells (7m @ 3 g/t) are prime targets.
- Additional syenites with known gold require further drilling:
  - Cameron Well (7m @ 15 g/t).
  - Apply lessons learned from Heffernans.



# NEAR-TERM NEWS FLOW

## ACTIVITY LEVELS INCREASING

- ▮ Jupiter Prospect
  - ▮ Ongoing MMSS studies (geotech, hydro, enviro etc).
  - ▮ Metallurgical testwork results: CIL and Heap Leach.
  - ▮ Ganymede drilling results.
- ▮ Westralia Prospect
  - ▮ Commencement of infill drilling high grade results north of existing 850Koz resource in June.
  - ▮ Ongoing MMSS studies (metallurgical, geotech, hydro, enviro etc).
- ▮ Exploration
  - ▮ Syenites: Cameron Well
  - ▮ BIF: Rainbow Bore and Maxwells

# SUMMARY

## MT MORGANS BEGINNING TO TAKE SHAPE....

- Strong belief in growing Mt Morgans into significant stand-alone gold producer.
- Westralia and Jupiter Prospects confirmed as large mineralised systems. Potential to develop into two separate mines. Decision time is end of CY2016.
- Significant exploration optionality remains.
- Company remains well funded (\$6.5M) to continue growing 2.1Moz resource base.





# APPENDIX

## MINERAL RESOURCES AND ORE RESERVES

Mount Morgans Gold Project Mineral Resources as at 11 May 2015

Deposit	Cut-off Grade Au g/t	Measured			Indicated			Inferred			Total Mineral Resource		
		Tonnes	Au g/t	Au Oz	Tonnes	Au g/t	Au Oz	Tonnes	Au g/t	Au Oz	Tonnes	Au g/t	Au Oz
King Street	0.5	-	0	-	-	0	-	532,000	2.0	33,000	532,000	2.0	33,000
Jupiter	1.5	-	0	-	-	0	-	811,000	2.8	73,000	811,000	2.8	73,000
Heffernans*	0.5	-	0	-	9,065,000	1.6	456,000	4,638,000	1.1	169,000	13,704,000	1.4	625,000
Westralia*	3	117,000	5.9	22,000	1,123,000	6.0	215,000	3,374,000	5.7	616,000	4,614,000	5.8	853,000
Craic	0.5	-	0	-	69,000	8.2	18,000	120,000	7.1	27,000	189,000	7.5	46,000
Transvaal	0.5	1,549,000	3.2	159,000	1,176,000	2.7	102,000	926,000	2.2	66,000	3,650,000	2.8	327,000
Ramornie*	2	-	0	-	156,000	4.1	21,000	285,000	3.9	36,000	442,000	4.0	57,000
Morgans North*	0.5	-	0	-	290,000	2.6	25,000	169,000	3.8	20,000	459,000	3.1	45,000
<b>Total</b>		<b>1,665,000</b>	<b>3.4</b>	<b>181,000</b>	<b>11,878,000</b>	<b>2.2</b>	<b>835,000</b>	<b>10,856,000</b>	<b>3.0</b>	<b>1,041,000</b>	<b>24,400,000</b>	<b>2.6</b>	<b>2,058,000</b>

\* JORC 2012

Mt Morgans Gold Project Ore Reserves 30 March 2013

Deposit	Cut-off Grade Au g/t	Proved			Probable			Total Ore Reserve		
		Tonnes	Au g/t	Au Oz	Tonnes	Au g/t	Au Oz	Tonnes	Au g/t	Au Oz
Craic	3.9				28,000	9.2	8,000	28,000	9.2	8,000
Transvaal	3.4	380,000	6.2	76,000	271,000	6	52,000	651,000	6.1	128,000
<b>Total</b>		<b>380,000</b>	<b>6.2</b>	<b>76,000</b>	<b>299,000</b>	<b>6.3</b>	<b>52,000</b>	<b>679,000</b>	<b>6.2</b>	<b>136,000</b>