

25 November 2013

INVESTMENT HIGHLIGHTS

- 100% ownership of the high grade Mt Morgans Gold Project, Laverton District in WA
- Ore Reserve of 136,000oz at 6.2g/t Au
- Mineral Resources of 923,000oz at 3.1g/t Au (inclusive of reserves).
- Multiple high grade targets to be drilled, testing below existing resources as well as large scale conceptual targets.
- Minimum ore reserve target of 500,000 ounces.

BOARD OF DIRECTORS

Rohan Williams

Non-Executive Chairman

Paul Payne

Managing Director

Barry Patterson

Non-executive Director

Robert Reynolds

Non-executive Director

ASX code: "DCN"

Dacian Gold Limited

ABN 61 154 262 978

Ground Floor

26 Clive Street

West Perth WA 6005

T. (+61) 8 9226 4622

F. (+61) 8 9226 4722

<http://daciangold.com.au>**2013 ANNUAL GENERAL MEETING
CHAIRMAN'S ADDRESS**

Good morning ladies and gentlemen and welcome to Dacian Gold's first AGM.

As many of you will know, Dacian listed as a junior exploration company on the ASX just over 12 months ago, on 14 November 2012, after raising \$20 million before costs. A lot always happens in the busy first year of a company's life and it has been no different for Dacian. We have put in place necessary administration functions and controls, recruited an exploration team and administration team; and of course commenced our exploration program, which started barely 2 weeks after completing our IPO.

We have been very pleased with the results of our first year's exploration efforts. I will leave it to Paul Payne, our Managing Director, to provide more specific details on our exploration results to date as well as ongoing exploration programs, particularly the exciting Jupiter and Westralia programs. But I will say that the results to date have reinforced our view that the Mt Morgan's gold district is a significant gold property that warrants continued execution of well-planned exploration programs, hard work and of course, a measure of luck. We maintain our view that the Mt Morgan's gold field is of sufficient prospectivity to justify it being the company's sole asset and focus. There are several different styles of gold mineralisation developed throughout the Mt Morgan's gold field, each type providing separate discovery opportunities. We are also surrounded by large scale gold deposits, for example the world-class +7 million ounce Wallaby mine is located only 7km from Jupiter; and the project is not far from the Granny Smith, Sunrise Dam and Lancefield multi-million ounce gold mines. We are in the right area to discover gold mines. Our mid to longer term view remains to discover sufficient mineral reserves at Mt Morgan's to justify constructing a stand-alone treatment plant, and it is our intent to continue to invest your shareholder funds into realising that goal.

Unfortunately gold has lost some of its investor appeal in the 12 months we have been listed. This is directly linked to the gold price. When we listed a year ago, the US dollar gold price was \$1725 an ounce. Twelve months later the price has fallen by more than four hundred dollars to \$1286/oz. At the moment it is sitting lower still at around US\$1250 an ounce. The consequence of the reduction in the gold price is that gold and gold equities lose favour within the investment community; and in the case of gold shares, there is selling pressure that develops. We have seen that effect on the Dacian share price over the year.

Nobody is able to accurately predict what the gold price will do over the next 12 months, and therefore no one is able to confidently assert how gold and gold equities will fare in the investment market. What we can do though is promise our shareholders that we will continue to work very hard in trying to realise our goal in discovering high value gold deposits at Mt Morgan's, and by doing that, providing our shareholders with superior returns in the gold equities market.

I would like to thank our loyal shareholders for their support over the last year and I look forward to their continued support in the coming year. I would also like to pay tribute to Dacian's employees for their efforts and to Paul Payne as the company's Managing Director. To the board, I also extend my thanks for your efforts.

As I expect you will appreciate from Paul's presentation at the conclusion of the formal business of this AGM, we have a very interesting portfolio of exploration prospects that should make for a very exciting year ahead.

Thank you.





Rohan Williams
Chairman, Dacian Gold Limited



Managing Director's Presentation

Dacian Gold Limited 2013 AGM

www.daciangold.com.au
info@daciangold.com.au



DISCLAIMER

The purpose of this presentation is to provide general information about Dacian Gold Limited (**Dacian or the Company**). It is not recommended that any person makes any investment decision in relation to the Company based solely on this presentation.

This presentation does not necessarily contain all information which may be material to the making of a decision in relation to the Company. Any investor should make its own independent assessment and determination as to the Company's prospects prior to making any investment decision, and should not rely on the information in this presentation for that purpose.

This information in this presentation is confidential, is being furnished to you solely for your information and may not be reproduced, in whole or in part, or distributed to any other person except to your legal, tax and financial advisers who agree to maintain the information in this presentation in confidence.

This presentation does not involve or imply a recommendation or a statement of opinion in respect of whether to buy, sell or hold securities in the Company. The securities issued by the Company are considered speculative and there is no guarantee that they will make a return on the capital invested, that dividends will be paid on the shares or that there will be an increase in the value of the shares in the future.

This presentation contains certain statements which may constitute "forward-looking statements". Such statements are only predictions and are subject to inherent risks and uncertainties which could cause actual values, results, performance or achievements to differ materially from those expressed, implied or projected in any forward-looking statements. No representation or warranty, express or implied, is made by the Company that the matters stated in this presentation will be achieved or prove to be correct. Recipients of this presentation must make their own investigations and inquiries regarding all assumptions, risks, uncertainties and contingencies which may affect the future operations of the Company or the Company's securities.

The Company does not purport to give financial or investment advice. No account has been taken of the objectives, financial situation or needs of any recipient of this document. Recipients of this document should carefully consider whether the securities issued by the Company are an appropriate investment for them in light of their personal circumstances, including their financial and taxation position.

This presentation is presented for informational purposes only. It is not intended to be, and is not, a prospectus, product disclosure statement, offering memorandum or private placement memorandum for the purpose of Chapter 6D of the Corporations Act 2001. Except for statutory liability which cannot be excluded, the Company, its officers, employees and advisers expressly disclaim any responsibility for the accuracy or completeness of the material contained in this presentation and exclude all liability whatsoever (including in negligence) for any loss or damage which may be suffered by any person as a consequence of any information in this presentation or any error or omission there from. The Company accepts no responsibility to update any person regarding any inaccuracy, omission or change in information in this presentation or any other information made available to a person nor any obligation to furnish the person with any further information.

Competent Person Statements

The information in this presentation that relates to Exploration Results and Mineral Resources and Ore Reserves is based on information compiled by Mr Paul Payne who is a member of the Australasian Institute of Mining and Metallurgy. Mr Payne is a full-time employee of the Company. The information in this presentation that relates to Ore Reserves is based on information compiled by Mr Bill Frazer who is a member of the Australasian Institute of Mining and Metallurgy. Mr Frazer is a full-time employee of the Mining One Pty Ltd. Mr Payne and Mr Frazer have sufficient experience which is relevant to the style of mineralisation and type of deposit under consideration and to the activity which they are undertaking to qualify as a Competent Persons as defined in the 2004 Edition of the Australasian Code for Reporting of Exploration Results, Mineral Resources and Ore Reserves (The JORC Code). Mr Payne and Mr Frazer consent to the inclusion in this presentation of the matters based on the information in the form and context in which it appears.

DACIAN GOLD LIMITED

KEY ACHIEVEMENTS

- ▶ Listed on ASX 14 November 2012
- ▶ Exploration drilling commenced within two weeks of listing
- ▶ 139 RC & DD holes for 25,000m
- ▶ High grade gold mineralisation defined at Westralia and Jupiter prospects
- ▶ Increased Mineral Resources to 923,000oz @ 3.1g/t
- ▶ Clear focus for drilling of high grade targets in 2014
- ▶ Well funded with \$15M cash



CORPORATE OVERVIEW

Capital Structure

Shares on issue	96.1m
Options (84c unlisted)	0.15m
Market Cap (32c)	\$31m
Cash (30 Sept 2013)	\$15m

Shareholders

Top 20	74%
Including:	
Directors	11.8%
Institutions	9%

Board of Directors

Rohan Williams	Non-Executive Chairman
Paul Payne	Managing Director
Barry Patterson	Non-Executive Director
Rob Reynolds	Non-Executive Director

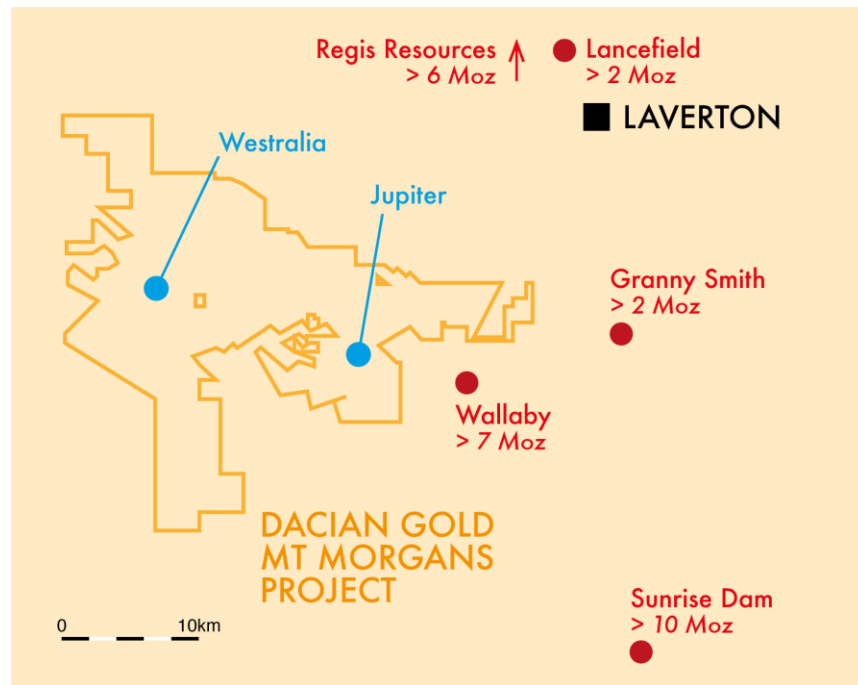
Company Secretary

Kevin Hart	Endeavour Corporate
------------	---------------------

MOUNT MORGANS

Project Snapshot

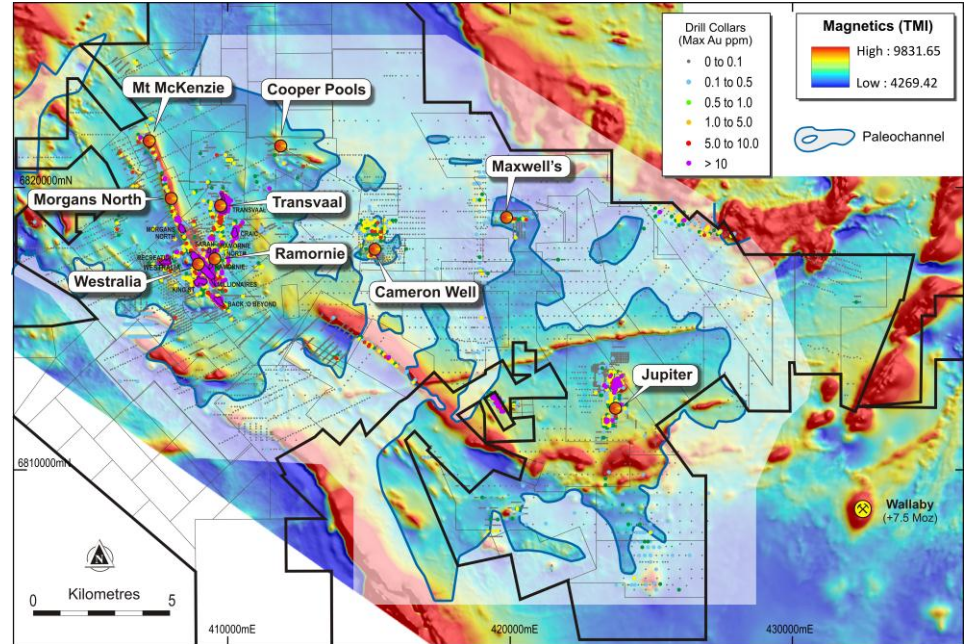
- 520km² mainly granted Mining Leases
- Mineral Resource 923,000oz @ 3.1g/t
- Ore Reserve 136,000oz @ 6.2g/t
- Focused on developing new deposits
- Minimum Reserve target of 0.5Moz
- Good metallurgy
- Key targets:
 - Westralia – High grade results in 2013
 - Jupiter – High grade results in 2013



MT MORGANS PROJECT

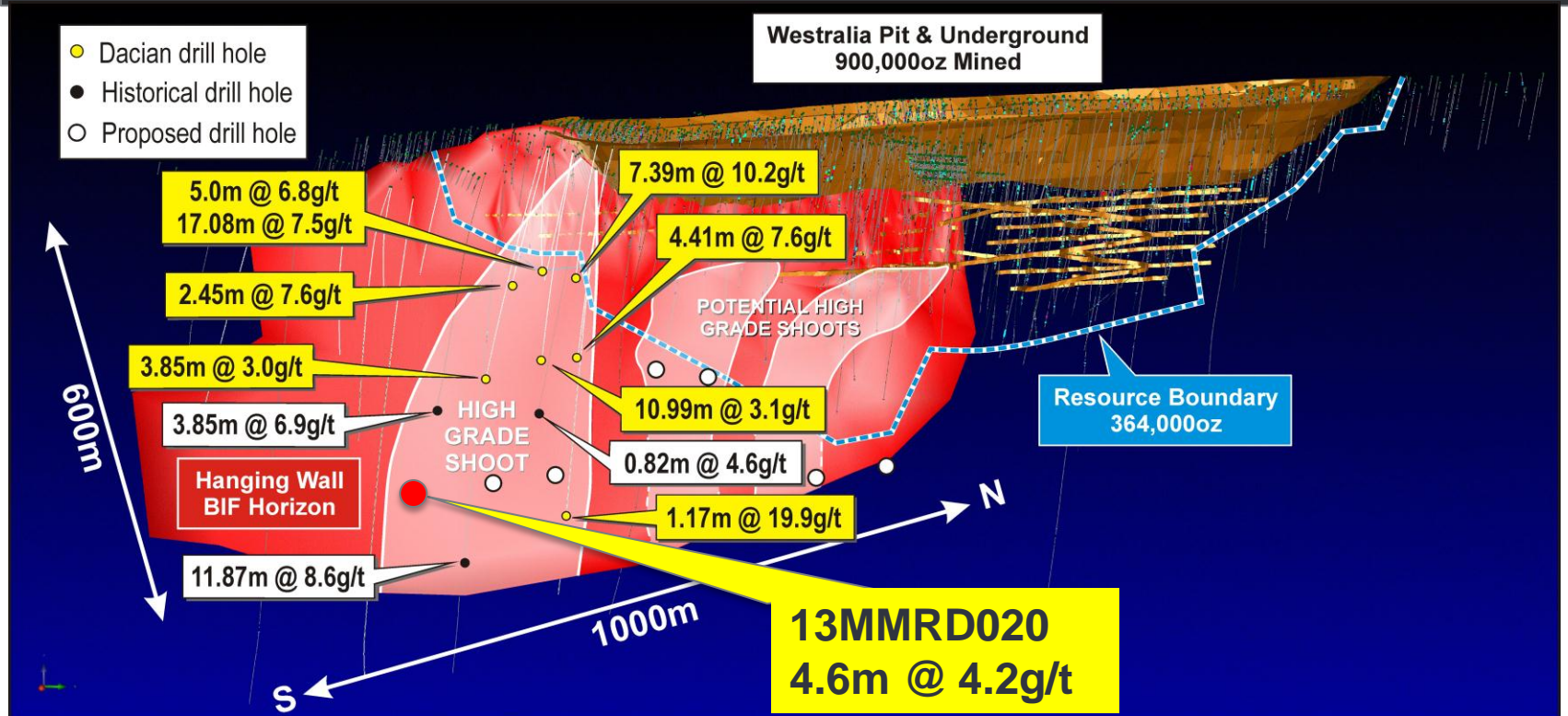
MULTIPLE GOLD TARGETS

- Exploration strategy has two main directions:
 - Testing for high grade extensions to known mineralised systems:
 - Westralia
 - Jupiter
 - Transvaal, Ramornie, Morgans North
 - Exploring regional tenements for new deposits:
 - Exploring under cover
 - Developing conceptual targets



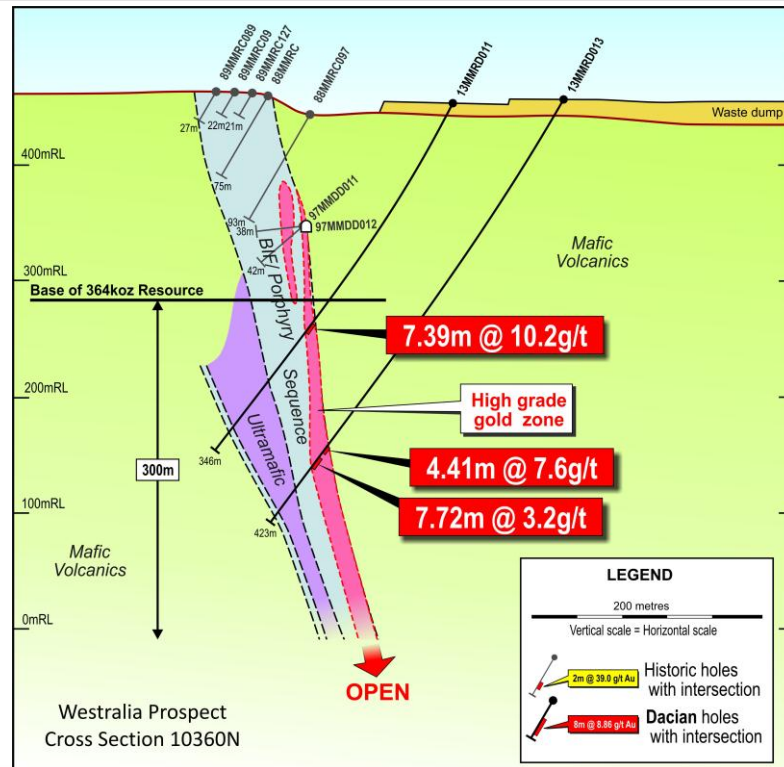
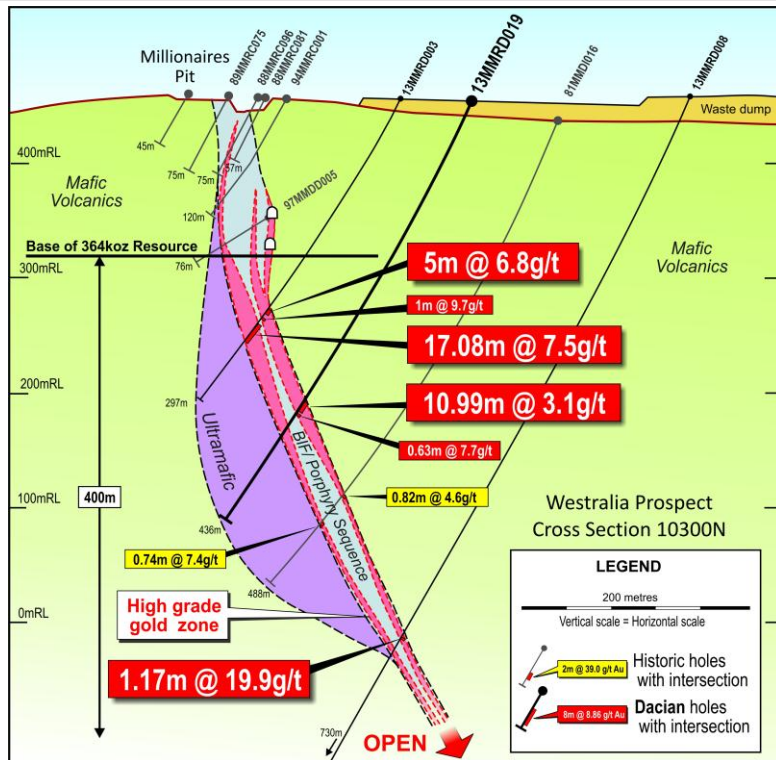
WESTRALIA DEPOSIT

LARGE HIGH GRADE TARGET CONFIRMED BY SPARSE DRILLING



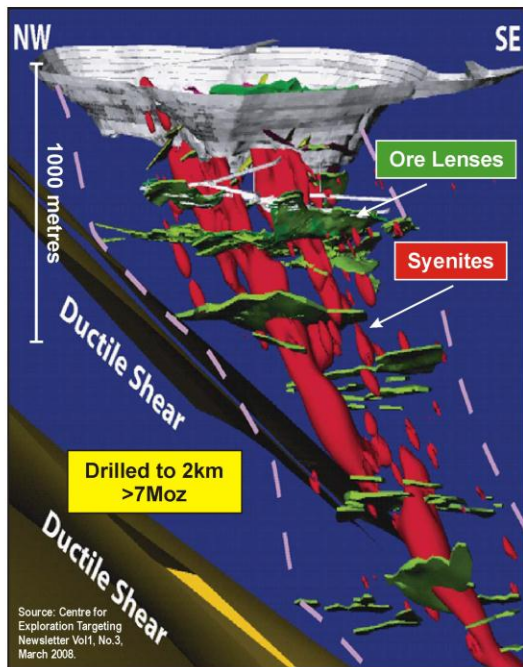
WESTRALIA DEPOSIT

LARGE MINERALISED GOLD SYSTEM



JUPITER PROSPECT

SYENITE HOSTED GOLD, A WALLABY LOOKALIKE



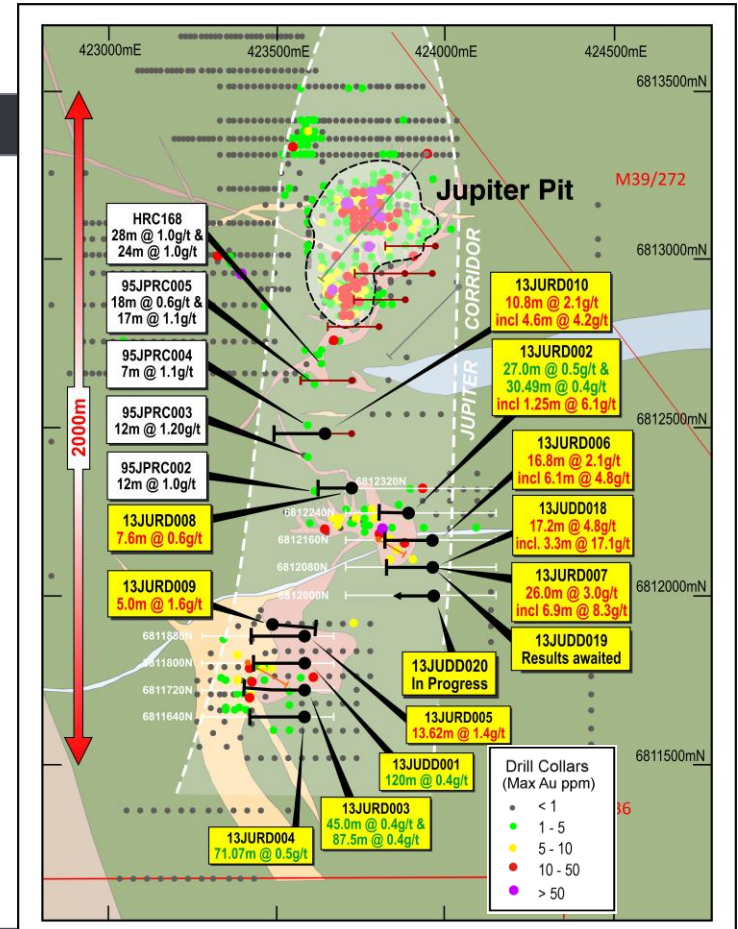
Wallaby Geological Model



JUPITER PROSPECT


LARGE MINERALISED GOLD SYSTEM

- Large gold mineralised system 2km long
- Gold located largely in syenite intrusives
- 300,000oz endowment in pit area only
- Negligible testing at depth
- Minimal testing of alteration corridor
- Exploration for a “Jupiter style” deposit led to the discovery of +7Moz Wallaby
- Now testing for “Wallaby style” at Jupiter



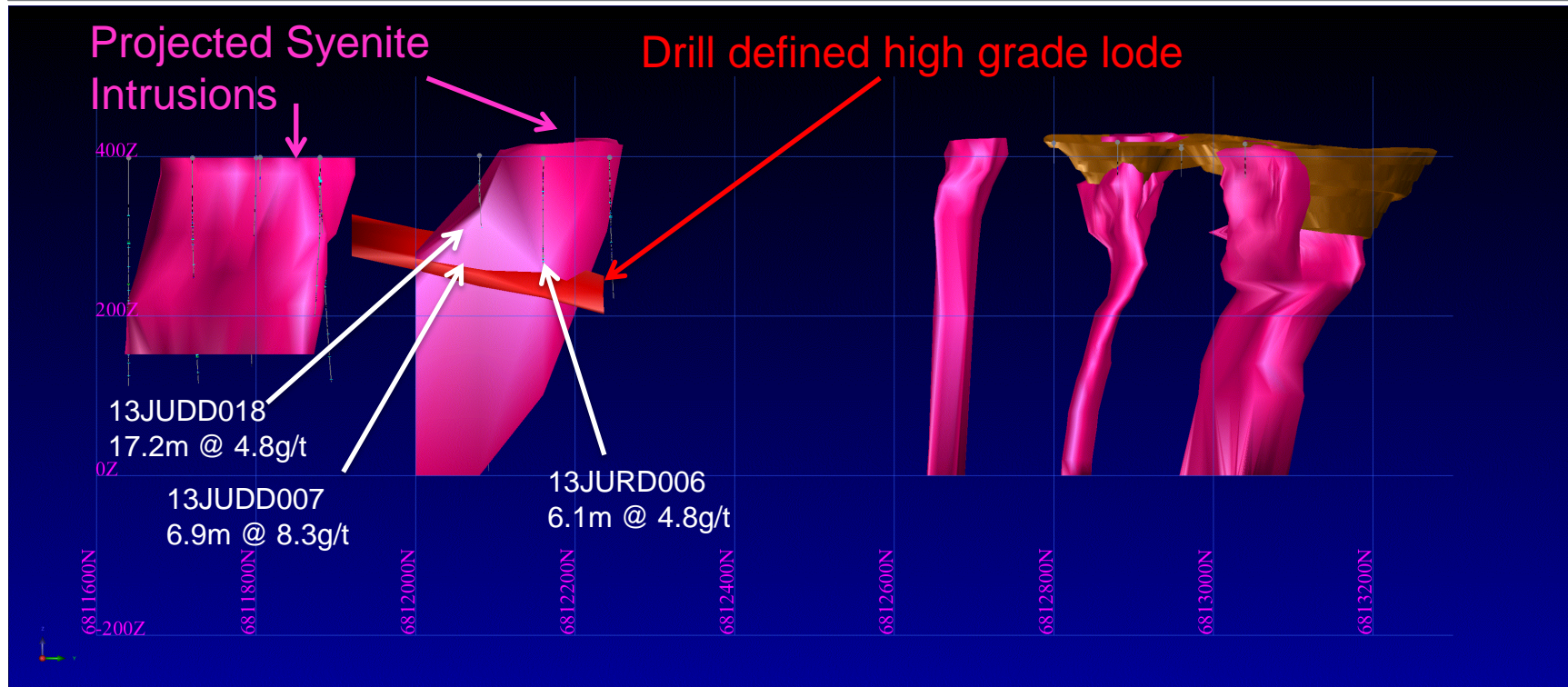
JUPITER PROSPECT

SYENITE HOSTED GOLD, A WALLABY LOOKALIKE



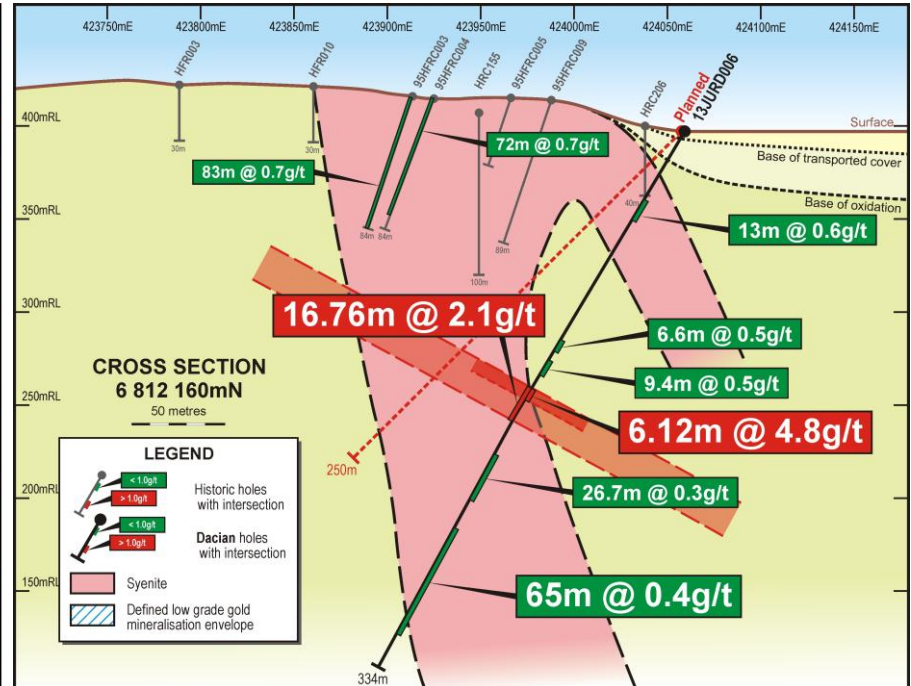
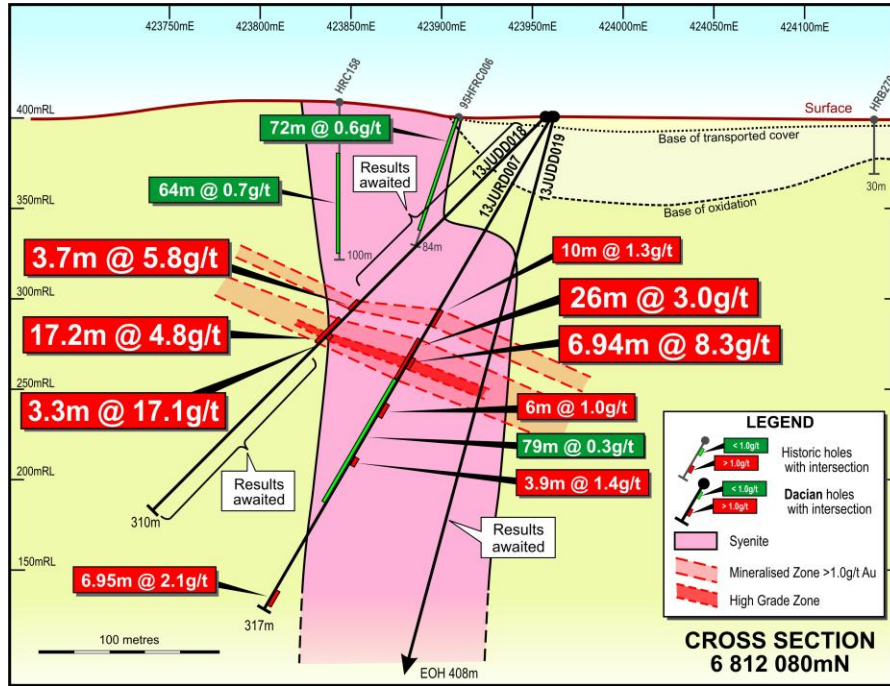
JUPITER PROSPECT

SYENITE HOSTED GOLD, A WALLABY LOOKALIKE



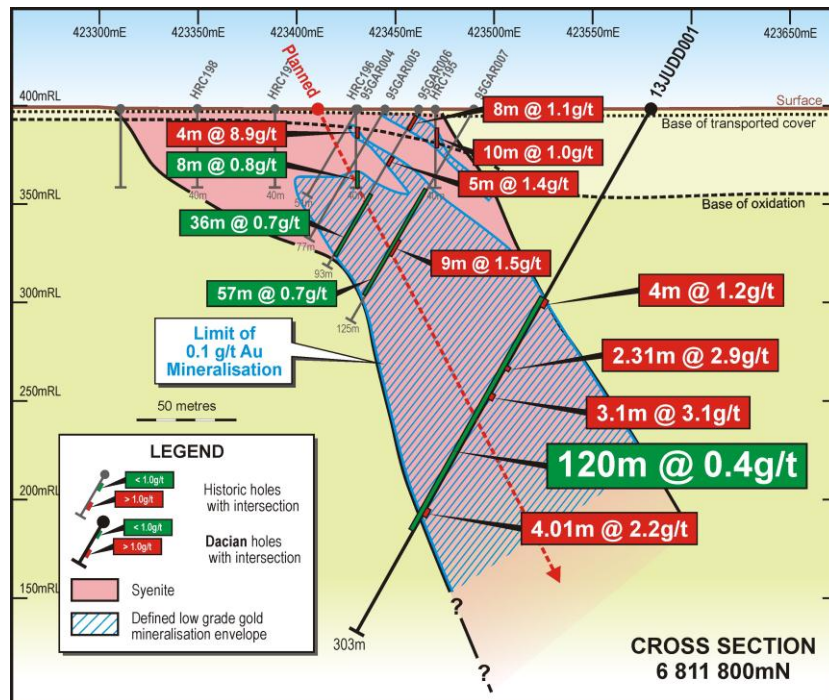
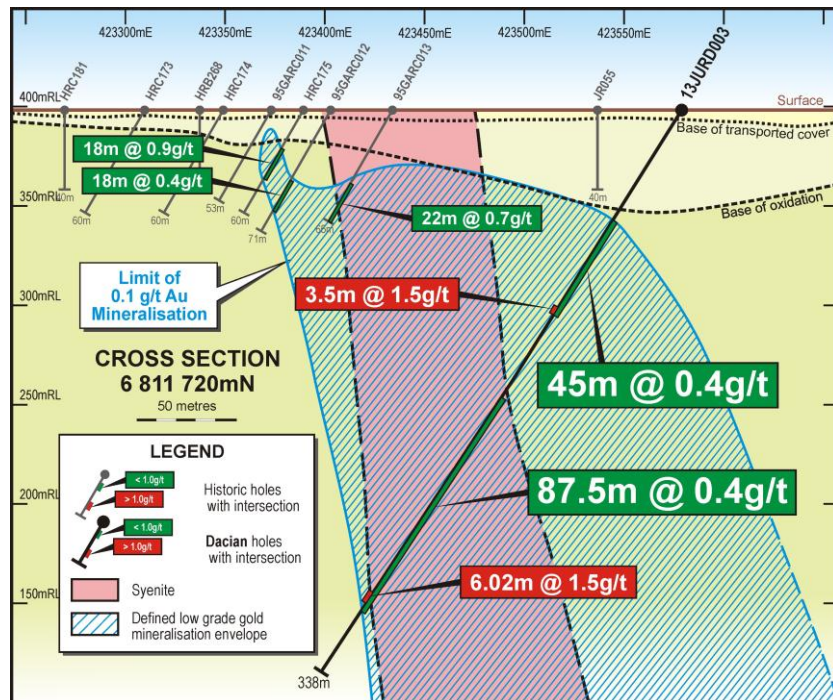
JUPITER PROSPECT

SYENITE HOSTED GOLD, A WALLABY LOOKALIKE



JUPITER PROSPECT

SYENITE HOSTED GOLD, A WALLABY LOOKALIKE




FUTURE MILESTONES

FOCUSED EXPLORATION

- ▶ Six more holes to be completed at Jupiter in 2013 (3 already drilled)
- ▶ Four holes to be drilled in 2013 in Millionaires Shoot at Westralia
- ▶ Westralia resource update December Quarter
- ▶ Continue broad scale testing of Jupiter Corridor in early 2014
- ▶ Commence testing of regional targets in 2014





THANK YOU

APPENDIX 1

MINERAL RESOURCES AND ORE RESERVES

Mount Morgans Gold Project Mineral Resources as at 30 March 2013

Deposit	Measured		Indicated		Inferred		Total		
	Tonnes	Au g/t	Tonnes	Au g/t	Tonnes	Au g/t	Tonnes	Au g/t	Au Oz
King Street					532,000	2.0	532,000	2.0	33,000
Jupiter					811,000	2.8	811,000	2.8	73,000
Westralia	646,000	3.9	1,385,000	2.9	1,300,000	3.7	3,331,000	3.4	364,000
Craic			69,000	8.2	120,000	7.1	189,000	7.5	46,000
Transvaal	1,549,000	3.2	1,176,000	2.7	926,000	2.2	3,650,000	2.8	327,000
Ramornie			189,000	3.6	138,000	2.8	326,000	3.3	34,000
Morgans North			290,000	2.6	169,000	3.8	459,000	3.1	45,000
Total	2,194,000	3.4	3,108,000	3.0	3,996,000	3.0	9,298,000	3.1	923,000

Jupiter deposit reported at 1.5g/t Au cut-off grade. All other deposits reported at 0.5g/t Au cut-off

Mount Morgans Gold Project Ore Reserves as at 30 March 2013

Deposit	Proved		Probable		Total		
	Tonnes	Au g/t	Tonnes	Au g/t	Tonnes	Au g/t	Au Oz
Craic (3.9g/t cutoff)			28,000	9.2	28,000	9.2	8,000
Transvaal (3.4g/t cut-off)	380,000	6.2	271,000	6.0	651,000	6.1	128,000
Total	380,000	6.2	299,000	6.3	679,000	6.2	136,000